

ENMU
76
 1960 **SEASONS** 2012
Greyhounds

EASTERN NEW MEXICO UNIVERSITY GREYHOUNDS
2012 Weekly Press Release

Week #1: Eastern N.M. at N.M. Highlands
Non-Conference Game • Cross-State Rivalry Game
Saturday, September 1, 2012 • 6 p.m. MST
Perkins Stadium (5,000) • Las Vegas, N.M.

1991 Lone Star Conference Champions • Two LSC South Titles • 27 Winning Seasons

**Greyhounds to Face Cowboys in Rematch
 From 2011 Season Opener**

At the Starting Line

The Eastern New Mexico University football team will be opening the 2012 season on the road against New Mexico Highlands, in Las Vegas, N.M.. The Cowboys compete in the Rocky Mountain Athletic Conference. Last season, the teams met for the first time since September 13, 2003. ENMU has opened the season against Highlands on nine occasions and won five of those games.

Overall, the Greyhounds are 36-36 in season openers, and have won nine of their last 15. Last season, the Hounds dropped a 43-36 overtime decision to Highlands.

In the 37 seasons they won their opening contest, the Greyhounds have posted 25 winning seasons, nine losing seasons, and a pair of .500 seasons. In contrast, when Greyhounds dropped their season opener, they have had 24 losing seasons, eight winning seasons, and three .500 seasons. ENMU has earned a tie in its opener three times, with one winning season and two losing seasons following.

Last Time in the Series

The Greyhounds are 30-11 against New Mexico Highlands and have won three of the last four meetings, including a 45-14 decision at Greyhound Stadium, on September 13, 2003. Lee Price snapped a 7-all tie, 11 seconds into the second quarter, with a 25-yard field goal, as the Hounds surged to a 24-7 lead. Prior to last season's overtime setback, Eastern had outscored the Cowboys by an average 26.3-13.6 points per game margin and posted a series best seven-game win streak from 1983 through 1991, while dropping consecutive games just once in the series (1992-93).

On the road, the Greyhounds boast a 12-9 mark against NMHU, last posting a 70-28 victory in 2002, in the highest-scoring game in series history.

Athletic Communications Contact Information

Adam Pitterman (575) 562-4309 adam.pitterman@enmu.edu
 Rachel Johnson (575) 562-2971 rachel.browning@enmu.edu

Websites

Goeasternathletics.com
 Facebook.com/enmusports
 Twitter.com/enmusports

2012 Greyhounds Schedule

Wk. Day	Date	Opponent	Site	Time (MST)
1 Sat.	Sept. 1	N.M. Highlands	Perkins Stadium	6:00 PM
3 Sat.	Sept. 8	Sul Ross State	Greyhound Stadium	7:00 PM
2 Sat.	Sept. 14	*Incarnate Word	Cowboys Stadium	2:30 PM
4 Sat.	Sept. 22	*Tarleton State	Benson Stadium	6:00 PM
5 Sat.	Sept. 29	*Angelo State (HC)	Greyhound Stadium	2:00 PM
6 Sat.	Oct. 6	*Abilene Christian	Shotwell Stadium	5:00 PM
7	Bye			
8 Sat.	Oct. 20	*West Texas A&M	Greyhound Stadium	6:00 PM
9 Sat.	Oct. 27	*Midwestern State	Memorial Stadium	6:00 PM
10 Sat.	Nov. 3	*TAMU-Commerce	Greyhound Stadium	1:00 PM
11 Sat.	Nov. 10	#TAMU-Kingsville	Javelina Stadium	6:00 PM

2011 Greyhounds Schedule

Wk. Day	Date	Opponent	Site	Time (MST)
1 Sat.	Sept. 3	N.M. Highlands	Greyhound Stadium	L, 36-43 OT
2 Sat.	Sept. 10	*Incarnate Word	Benson Stadium	L, 28-41
3 Sat.	Sept. 17	Oklahoma Panhandle	Carl Wooten Stadium	W, 28-19
4 Sat.	Sept. 24	*Tarleton State	Greyhound Stadium	L, 34-28
5 Sat.	Oct. 1	*Angelo State	San Angelo Stadium	W, 23-21
6 Sat.	Oct. 8	*Abilene Christian (HC)	Greyhound Stadium	L, 7-36
7 Sat.	Oct. 15	*Northwest Missouri St.	Bearcat Stadium	L, 20-65
8 Sat.	Oct. 22	*West Texas A&M	Kimbrough Memorial	L, 21-52
9 Sat.	Oct. 29	*Midwestern State	Greyhound Stadium	L, 34-57
10 Sat.	Nov. 5	*TAMU-Commerce	Memorial Stadium	L, 28-60
11 Sat.	Nov. 12	#TAMU-Kingsville	Greyhound Stadium	1 p.m.

Inside the Series (ENMU Leads 30-11)

Date	Site	Result
9/3/2011	Greyhound Stadium	L, 36-43
9/13/2003	Greyhound Stadium	W, 45-14
9/14/2002	@Las Vegas, N.M.	W, 70-28#
9/8/2001	Greyhound Stadium	W, 37-6
9/9/2000	@Las Vegas, N.M.	L, 22-30
9/11/1999	Greyhound Stadium	W, 54-7
9/12/1998	@Las Vegas, N.M.	W, 31-30
9/13/1997	Greyhound Stadium	W, 34-31
9/7/1996	@Las Vegas, N.M.	L, 6-29
9/16/1995	Greyhound Stadium	W, 22-9
9/3/1994	@Las Vegas, N.M.	W, 27-26
9/4/1993	Greyhound Stadium	W, 14-0
9/5/1992	@Las Vegas, N.M.	L, 9-21
9/28/1991	Greyhound Stadium	W, 21-0
9/22/1990	@Las Vegas, N.M.	W, 61-21

#Most points in series history

Buckle Your Seatbelts

After running a no-huddle, spread offense for the past four years, the Greyhounds are looking to slow it down and reintroduce the running game. During the no-huddle era (2008-2011), the Hounds produced 30 300-yard passing games and 17 100-yard rushing games. During those same four seasons, ENMU quarterbacks had 18 300-yard passing games, while producing two 100-yard rushing performances by individuals. The last 100 yard game, was a 27-carry, 101-yard game by Tony Valenzuela, at Northeastern State, on November 6, 2010. Eastern is looking to snap a 12-game streak without a 100-yard rusher. In 2009, when the Hounds led the nation in passing and rewrote the record book, they recorded a pair of 600-yard passing days and a pair of 500-yard passing days.

Last season **Wes Wood** ranked fourth in the LSC in passing per game, fifth in passing efficiency and third in total offense. **Arvin Jackson** was tenth in all-purpose yards. As an offense, Eastern was fourth in the LSC in first downs and time of possession.

In contrast, when the Greyhounds last ran the triple-option offense, in 2007, Michael Benton ran for a team-record 1,458 yards with 18 touchdown runs. Benton was second in the Lone Star Conference in scoring that season, with 10.8 points per game.

The Defense Doesn't

Rest

Jayson Serda averaged 6.9 tackles for the Hounds to rank sixth in the LSC, while **Lane Wood** and **Perron Sellers** ranked 11th and 12th respectively.

Since 2009, six of the Greyhounds ten All-America selections have been on defense

Teams that are Special

The Greyhounds were paced by the Lone Star Conference's top punt return game (11.9/return) and were fourth in punt average.

Arvin Jackson was the league's top kick returner, with 21.7 yards per return and a touchdown. He also holds the Greyhound career record for kick-return yards.

Cowboys Corner

For the second consecutive season, the Cowboys and Hounds will be opening the season against each other. The contest marks the first time Highlands has hosted Eastern since the 2002 season, a game which was the highest scoring in the history of the series.

Highlands used a second-half rally to defeat Eastern in the opener and exploded to a 4-0 record, before a pair of tightly contested losses started a seven-game skid to close the season.

**Greyhounds/Cowboys
Team Comparison**

2011 Statistics	ENMU	NMHU
Record	2-9	4-7
Conference Record.....	1-7	2-7
Turnover Ratio	-14	-9

Offense

Total Offense	4,175 (379.5).....	3,815 (346.8)
Points Per Game.....	23.9	24.6
Yards Per Play	5.0	4.6
Possession Average	29:49	28:05
Net Rushing/Game.....	96.9	169.3
Net Passing/Game	282.6	177.5
Had Intercepted/Yards.....	15/254	16/370
Sacks Allowed/Yards	39/287	20/118
Fumbles/Lost.....	13/10	32/23
Third Down Percentage	35%	25%
Red Zone Touchdowns.....	61%	61%
Giveaways.....	25	39

Defense

Total Defense	5,307 (482.5).....	3,562 (323.8)
Points Per Game.....	41.0	28.6
Yards Per Play	6.6	3.9
Net Rushing/Game.....	216.7	99.7
Net Passing/Game	273.6	224.1
Interceptions/Yards	6/72	20/385
Sacks/Yards	14/89	41/308
Opp Fumbles/Lost.....	5/5	15/10
Third Down Percentage	42%	22%
Red Zone Touchdowns.....	70%	49%
Takeaways.....	11	30

Special Teams

Punts-Average (Gross)	39.2	36.8
Punts-Average (Net).....	34.0	30.8
Punt Returns (Avg Per)	11.9	10.2
Punt Returns (Avg Allowed)....	10.5	14.5
Kick Returns (Avg Per).....	20.6	22.7
Kick Returns (Avg Allowed)....	21.6	16.3
Field Goals Made/Attempted	3/8	3/3

Penalties

Penalties Against/Yards.....	97/816 ..	166/1,534
Opp. Penalties Against/Yards...	110/1,001	98/911

**Greyhounds/Cowboys
Individual Comparison**

ENMU

NMHU

Passing Yards

Wesley Wood	2,711	Nick Ponce.....	1,111
Sawyer Cornelius	331	Emmanuel Lewis	352

Rushing Yards

Tony Valenzuela.....	442	Jermaine Holmes	590
Wesley Wood	259	Jequerie Proctor	521

Receiving Yards

Darian Dale	798	Kevon Williams	599
Chase Kyser	493	Deandre Green.....	418

Points Scored

Darian Dale	36	Kevon Williams	40
Wesley Wood	36	Jermaine Holmes	36
Michael Cottingham..	34	Deandre Green.....	34

Interceptions

Keith Davis	2	Three Tied.....	3
Four Tied.....	1	Four Tied.....	2

Sacks

Stephen Smith.....	3.0	Clint Barnard	6.0
Ogando/Allmon.....	2.0	Jordan Campbell.....	5.0

Tackles

Lane Wood	70	Jordan Campbell	110
Serda/Jones	62	Devin Howard.....	96

Kick Returns (Avg.)

Jayson Serda.....	25.6	Abdul Kanneh.....	29.6
Arvin Jackson.....	21.7	Jermaine Holmes	26.8

Punt Returns (Avg.)

Jayson Serda.....	14.0	Abdul Kanneh	13.8
Jacob Johnson	5.5	Keondric Reynolds	11.0

Field Goals

Taylor Cannon.....	1-3	Ernesto Guerra	3-3
Michael Cottingham.....	2-5		

Punts

Taylor Cannon.....	42.6	Jordan Campbell	39.4
Michael Cottingham.....	42.0	Ernesto Guerra	32.8

The Last Time Recorded

Rushing (Team)

Rush for 100 yards at A&M-Commerce (145 yds/39 att, Nov. 5, 2011)

Rush for 150 yards at Northeastern State (152 yds/50 att, Nov. 6, 2010)

Rush for 200 yards Central Oklahoma (229 yds/46 att, Oct. 9, 2010)

Rushing (Individual)

Rush for 100 yards Tony Valenzuela at Northeastern State (105 yds, Nov. 6, 2010)

Rush for 150 yards Michael Benton at Okla. Panhandle (198 yds, Nov. 10, 2007)

Rush for 200 yards Michael Benton at Central Oklahoma (243 yds, Sept. 22, 2007)

Passing

Pass for 300 yards Wesley Wood at Angelo State (370 yards, Oct. 1, 2011)

Passed for 3 touchdowns Wesley Wood vs Midwestern State (4 TDs, Oct. 29, 2011)

Receiving

10 receptions Darian Dale at #8 Northwest Missouri State (11, Oct. 15, 2011)

100 yards receiving Chase Kyser vs #8 Midwestern State (113, Oct. 29, 2011)

200 yards receiving Cale Sanders @ Midwestern State (206 yards, Sept. 15, 2001)

2 touchdowns receiving Chase Kyser vs #8 Midwestern State (Oct. 29, 2011)

Kick Return for TD Arvin Jackson at A&M-Commerce (92 yards, Nov. 5, 2011)

Punt Return for TD Tim Hamett at Okla. Panhandle (75 yards, Nov. 10, 2007)

Int. Return for TD Tavius Bigelow at Tarleton State (20 yards, Nov. 13, 2010)

Fumble Return for TD Curtis Jackson vs #4 Abilene Christian (15 yards, Oct. 23, 2010)

Defensive Two-Point Con. Texavier Henry CSU-Pueblo (Aug. 29, 2009)

Safety vs Angelo State (On Penalty, Oct. 3, 2009)

Greyhound Key Points

- Wes Wood is the Greyhounds' all-time leader in total offense, with 7,184 yards
- Arvin Jackson led the LSC in kick returns and the Eastern's career leader in kick return yards
- Eastern was fourth in punt average in the Lone Star Conference, last season
- The Hounds were fourth in first downs in the LSC in 2011

Cowboys Key Points

- Highlands was third in rushing offense in the Rocky Mountain Athletic Conference in 2011, with 169.3 yards per game
- Highlands was third in rushing defense in the Rocky Mountain Athletic Conference in 2011, with 99.7 yards allowed game
- In the season finale, last season, the Cowboys limited Fort Lewis to -25 yards rushing, one week after holding Western New Mexico to three rushing yards
- The Cowboys led the RMAC in passing efficiency defense last season, led the league with 41 sacks and were third in interceptions
- NMHU was fourth in the conference in kick return average last season and fifth in punt returns
- Jermaine Holmes ranked ninth in the RMAC in rushing
- Ernesto Guerra was eighth in the RMAC in scoring for kickers
- Jordan Campbell led the RMAC in tackles and tackles for a loss

Around the Lone Star Conference (Times CST)

Thursday August 30, 2012

West Texas A&M at CSU-Pueblo 7 p.m.

Saturday, September 1, 2012

Western State at Angelo State 2 p.m.

McMurry at Abilene Christian 6 p.m.

Southeastern Oklahoma at Texas A&M-Commerce 6 p.m.

Eastern New Mexico at New Mexico Highlands 7 p.m.

Central Washington at Texas A&M-Kingsville 7 p.m.

Texas College at Incarnate Word 7 p.m.

Saturday, September 8, 2012

Texas A&M-Commerce at UT-San Antonio 1 p.m.

Chadron State at Angelo State 2 p.m.

*Texas A&M-Kingsville at Abilene Christian 6 p.m.

Incarnate Word at Sam Houston State 6 p.m.

Western State at West Texas A&M 6 p.m.

*Midwestern State at Tarleton State 7 p.m.

Sul Ross State at Eastern New Mexico 8 p.m.

Thursday, September 13-Saturday, September 15, 2012 (Cowboys Stadium)

(9/13) *Texas A&M-Commerce vs Midwestern State 7 p.m.

(9/14) * Incarnate Word vs Eastern New Mexico 3:30 p.m.

(9/15) Valdosta State vs Angelo State 12 p.m.

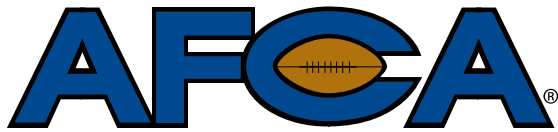
(9/15) * Tarleton State vs Abilene Christian 4 p.m.

(9/15) * Texas A&M-Kingsville vs West Texas A&M 8 p.m.

*Lone Star Conference Game

2011 Final LSC Football Standings

<u>Standings</u>	<u>Conference</u>	<u>Pct.</u>	<u>PF</u>	<u>PA</u>	<u>Overall</u>	<u>Pct.</u>	<u>PF</u>	<u>PA</u>	<u>Home</u>	<u>Away</u>	<u>Neutral</u>	<u>Streak</u>
Midwestern State	8-0	1.000	426	185	10-1	.909	535	257	4-1	5-0	1-0	Lost 1
Abilene Christian	7-1	.875	293	214	8-3	.727	410	324	5-0	3-2	0-1	Lost 1
West Texas A&M	6-2	.750	297	132	8-3	.727	396	200	5-1	1-2	2-0	Won 2
Tarleton	5-3	.625	255	237	6-5	.545	362	320	3-2	3-3	0-0	Won 5
Texas A&M-Kingsville	4-4	.500	266	271	6-5	.545	341	329	2-3	4-1	0-1	Won 1
Angelo State	2-6	.250	200	233	5-6	.455	304	287	1-4	4-2	0-0	Lost 1
Incarnate Word	2-6	.250	163	331	2-8	.200	219	407	1-4	1-4	0-0	Lost 4
Eastern New Mexico	1-7	.125	179	324	2-9	.182	263	451	0-5	2-4	0-0	Lost 6
Texas A&M-Commerce	1-7	.125	189	341	1-9	.100	236	395	1-3	0-5	0-1	Lost 1



NEWS RELEASE

AMERICAN FOOTBALL COACHES ASSOCIATION

100 Legends Lane • Waco, Texas 76706 • (254) 776-5900 • Fax: (254) 776-3744 • www.afca.com

FOR IMMEDIATE RELEASE

AUGUST 13, 2012

AFCA CONTACT: Vince Thompson, Director of Media Relations

254 754-9900

DEFENDING CHAMP PITTSBURG STATE OPENS 2012 SEASON AT NO. 1 IN THE AFCA DIVISION II COACHES' POLL

WACO, TEX.— Pittsburg State, fresh off of their second Division II national championship in 2011, opens up 2012 as the preseason favorite to win the national championship. This is the first time since the AFCA Division II Coaches' Poll started in 2000 that the Gorillas have begun the season ranked No. 1. Minnesota-Duluth comes in at No. 2 with five first place votes, followed by Northwest Missouri State, Midwestern State (Texas) and last year's national runner-up, Wayne State (Mich.), rounding out the Top 5.

There will be three Top 25 matchups in the first week of the 2012 season, highlighted by No. 6 Colorado State-Pueblo playing host to No. 24 West Texas A&M.

2012 American Football Coaches Association Preseason Division II Coaches' Poll – August 13, 2012

Rank	School (1st votes)	2011		2011		Season Opener	Head Coach
		Rec.	Pts.	Rank*			
1.	Pittsburg St. (Kan.) (21)	13-1	720	1		Aug. 30 at Northeastern St. (Okla.)	Tim Beck
2.	Minnesota-Duluth (5)	11-3	661	6		Aug. 30 at Southwest Minnesota St.	Bob Nielson
3.	Northwest Missouri St. (1)	11-3	613	5		Aug. 30 vs. East Central (Okla.)	Adam Dorrel
4.	Midwestern St. (Texas) (1)	10-1	582	7		Sept. 8 at Tarleton St. (Texas)	Bill Maskill
5.	Wayne St. (Mich.) (1)	12-4	502	2		Sept. 8 at Ashland (Ohio)	Paul Winters
6.	Colorado St.-Pueblo	11-1	481	9		Aug. 30 vs. No. 24 West Texas A&M	John Wristen
7.	Grand Valley St. (Mich.)	8-3	473	NR		Sept. 1 at Western Oregon	Matt Mitchell
8.	Valdosta St. (Ga.)	6-4	415	NR		Sept. 1 at Saginaw Valley St. (Mich.)	David Dean
9.	Winston-Salem St. (N.C.) (1)	13-1	386	3		Sept. 1 vs. North Carolina-Pembroke	Connell Maynor
10.	Abilene Christian (Texas)	8-3	367	16		Sept. 1 vs. McMurry (Texas)	Ken Collums
11.	California (Pa.)	10-3	347	15		Aug. 30 vs. No. 17 Hillsdale (Mich.)	Mike Kellar
12.	Kutztown (Pa.)	11-2	329	13		Aug. 30 vs. St. Anselm (N.H.)	Raymond Monica
13.	New Haven (Conn.)	11-2	322	8		Sept. 1 vs. Merrimack (Mass.)	Peter Rossomando
14.	Delta St. (Miss.)	11-3	290	4		Sept. 1 vs. Fort Valley St. (Ga.)	Jamey Chadwell
15.	West Alabama	8-4	274	23		Sept. 1 at Clark Atlanta (Ga.)	Will Hall
16.	St. Cloud State (Minn.)	9-3	266	17		Aug. 30 vs. Sioux Falls (S.D.)	Scott Underwood
17.	Hillsdale (Mich.)	8-3	228	NR		Aug. 30 at No. 11 California (Pa.)	Keith Otterbein
18.	Missouri Western St.	9-3	218	18		Aug. 30 vs. Central Missouri	Jerry Partridge
19.	Shepherd (W.Va.)	9-2	199	22		Sept. 1 at Shippensburg (Pa.)	Monte Cater
20.	Washburn (Kan.)	10-3	187	11		Aug. 30 vs. Nebraska-Kearney	Craig Schurig
21.	Humboldt St. (Calif.)	9-1	183	20		Aug. 30 vs. Colorado Mesa	Rob Smith
22.	Albany St. (Ga.)	8-4	149	NR		Sept. 1 vs. No. 23 North Greenville (S.C.)	Mike White
23.	North Greenville (S.C.)	11-3	139	12		Sept. 1 at No. 22 Albany St. (Ga.)	Carroll McCray
24.	West Texas A&M	8-3	132	25		Aug. 30 at No. 6 Colorado St.-Pueblo	Don Carthel
25.	Bloomsburg (Pa.)	9-2	129	21		Aug. 31 at Stonehill (Mass.)	Danny Hale

*— Ranking in final AFCA Division II Poll of 2011

Others Receiving Votes: Lenoir-Rhyne (N.C.), 128; North Alabama, 128; Nebraska-Kearney, 122; Saginaw Valley St. (Mich.), 100; Ouachita Baptist (Ark.), 96; Central Missouri, 72; Indianapolis (Ind.), 70; Mars Hill (N.C.), 57; Indiana (Pa.), 49; North Carolina-Pembroke, 47; Elizabeth City St. (N.C.), 44; Minnesota St.-Mankato, 41; Colorado School of Mines, 40; East Central (Okla.), 33; Texas A&M-Kingsville, 32; Slippery Rock (Pa.), 18; Miles (Ala.), 15; Concord (W.Va.), 9; Tarleton St. (Texas), 9; West Georgia, 9; Morehouse (Ga.), 7; Ashland (Ohio), 6; Michigan Tech, 6; Southern Connecticut St., 6; Central Washington, 4; Henderson St. (Ark.), 3; Assumption (Mass.), 2; West Virginia Wesleyan, 2; Azusa Pacific, 1; Carson-Newman (Tenn.), 1; Harding (Ark.), 1.

For more information on the AFCA and its programs, log on to the AFCA's website at www.afca.com.

-(AFCA)-

Head Coach Josh Lynn



Josh Lynn (Seventh Year 0-0) Head Football Coach

Joined the ENMU Coaching Staff in 2012
Head Coach at New Mexico Military Institute (2011)
Reached CHAMPS Heart of Texas Bowl
Safeties Coach at Delta State (2003-04)
Assistant Coach at ENMU

In December, 2011, Eastern New Mexico University athletic director Jeff Geiser announced that Josh Lynn had been named as the 15th coach of the Greyhound football program. Lynn comes to Eastern after posting a 9-2 record at New Mexico Military Institute during the 2011 season. Although he is the new head coach, he isn't new to the program or community, having played as an all-conference performer at ENMU, prior to serving on the coaching staff.

“I welcome the opportunity to come to Eastern New Mexico University,” said Lynn. “My family and I look forward to working with the Greyhound football family in the future.”

“We are very pleased that Josh Lynn has accepted our invitation to be the new football coach at Eastern New Mexico University,” said Steven Gamble, ENMU president. “It is especially gratifying when an ENMU graduate wants to return to their alma mater. Coach Lynn

has a tradition of success at every level he has been at—from being a player to assistant coach to head coach. He epitomizes the kind of person we want representing our university: a competitive coach who wants to win, but will not take academic shortcuts. His priorities are academics and character in recruiting players who can help the Greyhounds be competitive in the Lone Star Conference. Under his direction, we are looking forward to the future of Greyhound football.”

Lynn wasted little time establishing himself at nearby NMMI, coaching the secondary and special teams, when he arrived for the 2005 season, before becoming the defensive coordinator in 2006. After taking the reigns as head coach, he quickly turned around a program, which posted a 3-8 mark in 2010, by winning nine games. The team finished ranked sixth in the nation and made a trip to the CHAMPS Heart of Texas Bowl. Lynn started his coaching career with the Greyhounds as a

Lynn's Resume

Year(s)	Team	Job Title
2000	ENMU	Wide Receivers
2001-02	ENMU	Recruiting Coord.
2003-04	Delta State	Safeties Coach
2005-06	NMMI	Special teams Coord.
2006-2010	NMMI	Defensive Coord.
2011	NMMI	Head Coach
2012-	ENMU	Head Coach

student assistant coach for wide receivers in 2000, before becoming a recruiting coordinator for the following two seasons.

“I am obviously excited,” said Geiser. “The news that Lynn has been named as our football coach will reverberate around the entire state and will excite in-state student athletes about our program. This gives us instant credibility. Josh is an Eastern guy, his father is in a New Mexico Hall of Fame, and nobody is going to work harder to restore pride in our program.”

Prior to moving to NMMI, Lynn served as a safeties coach at Gulf South Conference powerhouse Delta State University during the 2003-04 seasons. He coached all-conference players at all three schools, including wide receivers Cale Sanders and Derek Hunter at ENMU. Gary Bell (Delta State) and Nick Jackson (NMMI) went on to become All-Americans under Lynn's watch.

2012 Opponents

@New Mexico Highlands



Head Coach
Eric Young



Wide Receiver
Kevon Williams

Game Date: September 1, Away
Location: Las Vegas, N.M.
Nickname: Cowboys
Stadium: Perkins Stadium (5,000)
Founded: 1893
Enrollment: 3,500
Affiliation: NCAA Division II
Conference: ... Rocky Mountain Athletic Conference
2011 Record: 4-7 (RMAC 2-7)
Postseason Appearances: 1

SID: Gavino Archuleta
Phone: (505) 426-2017
Fax: (505) 426-2016

Series Record: ENMU Leads 30-11
First Meeting: Nov. 8, 1941
ENMU in Series Streak: Lost 1
Last Meeting (ENMU): L-OT, 36-43

Sul Ross State



Head Coach
Wayne Schroeder



Wide Receiver
Lee Carothers

Game Date: September 10, Home
Location: Alpine, Texas
Stadium: Jackson Field (4,000)
Nickname: Lobos
Founded: 1917
Enrollment: 2,000
Affiliation: NCAA Division III
Conference: American Southwest Conference
2011 Record: 2-8 (ASC 1-7)
Postseason Appearances: 3

SID: Chris Kennedy
Phone: (432) 837-8673
Email: ckennedy2@sulross.edu
Press Box: 3

Series Record: SRSU Leads 7-13-1
First Meeting: October 26, 1946
ENMU in Series Streak: Won 4
Last Meeting (ENMU): W, 40-19

@Incarnate Word



Head Coach
Larry Kennan



Linebacker
Dakota Mawyer

Game Date: September 14, Irving, Texas
Location: San Antonio, Texas
Stadium: Gale and Tom Benson Stadium (6,000)
Nickname: Cardinals
Founded: 1881
Enrollment: 7,706
Affiliation: NCAA Division II
Conference: Lone Star Conference
2011 Record: 2-8 (LSC 2-6)
Postseason Appearances: -

SID: Wayne Witt
Phone: (210) 829-3828
Email: witt@uiwtx.edu
Press Box: (210) 283-6462

Series Record: Tied at 1-1
First Meeting: November 7, 2009
ENMU in Series Streak: Lost 1
Last Meeting (ENMU): L, 28-41

@Tarleton State



Head Coach
Cary Fowler



Defensive Back
Dashaun Phillips

Game Date: Sept. 22, Away
Location: Stephenville, Texas
Stadium: Tarleton Memorial (7,000)
Nickname: Texans
Founded: 1899
Enrollment: 2,400
Affiliation: NCAA Division II
Conference: Lone Star Conference
2011 Record: 6-5 (LSC 5-3)
Postseason Appearances: 10

SID: Ross Bagienski
Phone: (254) 968-9077
Email: bagienski@tarleton.edu
Press Box: (254) 968-9173

Series Record: ENMU Leads 13-7
First Meeting: October 14, 1961
ENMU in Series Streak: Lost 1
Last Meeting (ENMU): L, 28-34

Angelo State



Head Coach
Will Wagner



Offensive Line
Austin Sumrall

Game Date: September 29, Home
Location: San Angelo, Texas
Stadium: San Angelo Stadium (17,500)
Nickname: Rams
Founded: 1928
Enrollment: 6,856
Affiliation: NCAA Division II
Conference: Lone Star Conference
2010 Record: 5-6 (LSC 2-6)
Postseason Appearances: 14*

SID: Brandon Ireton
Phone: (325) 942-2378
Email: brandon.ireton@angelo.edu
Press Box: (325) 947-3893

Series Record: ASU Leads 21-14-1
First Meeting: October 26, 1968
ENMU in Series Streak: Won 1
Last Meeting (ENMU): W, 23-21
*5 in NCAA Division II

@Abilene Christian



Head Coach
Ken Collums



Defensive End
Mitchell Gale

Game Date: October 6, Away
Location: Abilene, Texas
Stadium: Shotwell Stadium (15,000)
Founded: 1906
Nickname: Wildcats
Enrollment: 5,000
Affiliation: NCAA Division II
Conference: Lone Star Conference
2010 Record: 8-3 (LSC 7-1)
Postseason Appearances: 10

SID: Lance Fleming
Phone: (325) 674-2693
Email: flemingl@acu.edu
Press Box: (325) 671-4673

Series Record: Abilene Christian Leads 24-11
First Meeting: September 16, 1950
ENMU in Series Streak: Lost 6
Last Meeting (ENMU): L, 7-36

2012 Opponents

West Texas A&M



Head Coach
Don Carthel



Quarterback
Dustin Vaughan

Game Date: October 20, Home
Location: Canyon, Texas
Founded: 1910
Stadium: Kimbrough Memorial Stadium (10,000)
Nickname: Buffaloes or Buffs
Enrollment: 7,843
Affiliation: NCAA Division II
Conference: Lone Star Conference
2010 Record: 8-3 (LSC 6-2)
Postseason Appearances: 5

SID: TBA
Phone: (806) 656-6139
Email: TBA

Series Record: West Texas A&M Leads 14-11
First Meeting: September 15, 1945
ENMU in Series Streak: Lost 6
Last Meeting (ENMU): L, 21-52

@Midwestern State



Head Coach
Bill Maskill



Quarterback
Brandon Kelsey

Game Date: October 27, Away
Location: Wichita Falls, Texas
Stadium: Memorial Stadium (14,362)
Nickname: Mustangs
Founded: 1922
Enrollment: 6,400
Affiliation: NCAA Division II
Conference: Lone Star Conference
2010 Record: 10-1 (LSC 8-0)
Postseason Appearances: 6

SID: Trey Reed
Phone: (940) 397-4818
Email: trey.reed@mwsu.edu
Press Box: (940) 232-4978

Series Record: Midwestern Leads 12-4
First Meeting: October 15, 1955
ENMU in Series Streak: Lost 10
Last Meeting (ENMU): L, 34-57

Texas A&M-Commerce



Head Coach
Guy Morris



Wide Receiver
Tyler Rawlings

Game Date: November 3, Home
Location: Commerce, Texas
Stadium: Memorial Stadium (10,000)
Nickname: Lions
Founded: 1889
Enrollment: 9,712
Affiliation: NCAA Division II
Conference: Lone Star Conference
2010 Record: 1-9 (LSC 1-7)
Postseason Appearances: 9

SID: Rand Champion
Phone: (903) 886-5131
Email: Rand.Champion@tamuc.edu
Press Box: (903) 468-3089

Series Record: ENMU leads 13-12
First Meeting: October 20, 1984
ENMU in Series Streak: Lost 1
Last Meeting (ENMU): L, 28-60

Texas A&M-Kingsville



Head Coach
Bo Atterberry



Running Back
Jonathan Woodson

Game Date: November 10, Away
Location: Kingsville, Texas
Stadium: Javelina Stadium (15,000)
Nickname: Javelinas
Founded: 1925
Enrollment: 5,904
Affiliation: NCAA Division II
Conference: Lone Star Conference
2010 Record: 6-5 (LSC 4-4)
Postseason Appearances: 24

SID: Shane Meling
Phone: (361) 593-2870
Email: shane.meling@tamuk.edu
Press Box: (361) 593-2594

Series Record: TAMUK Leads 22-4
First Meeting: November 23, 1985
ENMU in Series Streak: Lost 4
Last Meeting (ENMU): L, 10-23



2012 Eastern New Mexico University Numerical Football Roster

Head Coach	Josh Lynn
Offensive Coordinator	Kelley Lee
Defensive Coordinator	Oliver Soukup
Inside Linebackers	David Lynn
Defensive Secondary	Scott Lewis
Defensive Assistant	Wes Byrd
Offensive Line	Andrew McCraw
Defensive Assistant	Brody Geiser
Running Backs	Travis Lee

No.	Name	Pos	Ht.	Wt.	Cl	Hometown/Previous School
1	Saufeni Fuahala	LB	5-10	220	Jr.	Irving, Texas / Irving Macarthur HS
2	Linvel Mosby	S	6-0	195	Sr.	Odessa, Texas / Odessa Permian HS
3	Perron Sellers	OLB	6-1	205	Sr.	La Marque, Texas / La Marque HS/Fullerton JUCO
4	Chase Kyser	RB	5-7	176	Sr.	Roswell, N.M. / Goddard HS
5	Darrellyn McCloud	DB	5-11	180	Jr.	Anderson, Ind. / Manzano HS / NMMI
6	Christian Long	FB	5-8	210	Jr.	Memphis, Tenn. / Dobson HS (Ariz.) / Eastern Arizona
7	Jude Pepke	QB	5-10	185	Fr.	Peralta, N.M. / Valencia HS
8	Arvin Jackson	RB	5-10	180	Sr.	Houston, Texas / Westside HS
9	Willie Grant	DB	5-11	180	Jr.	Walterboro, S.C. / Colleton County HS (S.C.) / NMMI
10	Donavan Amituanai	LB	6-0	250	Jr.	Long Beach, Calif. / Long Beach Polytechnic HS / Cerritos
11	Joey Mendez	OLB	6-0	210	Sr.	Odessa, Texas / Permian HS
12	Wesley Wood	QB	6-2	175	Sr.	Muleshoe, Texas / Muleshoe HS
14	Derek Kendall-Campbell	RB	6-1	200	Jr.	Tulsa, Okla. / Manhattan HS (Kan.) / Hutchinson CC (Kan.)
15	Jeremy Buurma	QB	6-2	180	So.	Las Cruces, N.M. / Las Cruces HS
16	Josh Houghtaling	QB	6-2	225	So.	Artesia, N.M. / Artesia HS
17	Jeff Tuck	LB	6-0	215	R-Fr.	Dripping Springs, Texas / Dripping Springs HS
18	De'Coreyon Thomas	RB	5-9	190	Jr.	Dickinson, Texas / Dickinson HS
19	Seth Bailey	LB	6-2	220	Jr.	Texico, N.M. / Texico HS
20	Sonny Duran	SL	5-4	160	Jr.	Dexter, N.M. / Dexter HS
21	Willie Riley	DB	6-0	185	Fr.	Amarillo, Texas / Palo Duro HS
22	Denton Allmon	S	5-10	195	Sr.	Irving, Texas / Irving MacArthur HS
23	Curtis Jackson	DB	5-10	200	R-Sr.	College Station, Texas / A&M Consolidated HS
24	Rashan Lawrence	WR	5-10	180	Sr.	Stone Mountain, Ga. / Feather River College
25	Jonathan Fullbright	RB	5-9	195	Jr.	Freemont, Calif. / Milpitas HS / Chabot College
26	Adrine Baker	CB	5-10	168	Fr.	Dallas, Texas / Connally HS
27	David Strickland	LB	6-2	205	Fr.	Tulsa, Okla. / Goddard HS
28	Jayson Serda	S	5-11	190	Jr.	Albuquerque, N.M. / Manzano HS
29	Ty Scott	CB	5-8	165	Fr.	Dripping Springs, Texas / Dripping Springs HS
30	Jordan Kapeli	DE	6-0	280	Fr.	Las Vegas, Nev. / Liberty HS
31	LaMadric Frazier	LB	6-1	178	So.	Lubbock, Texas / Monterey HS
32	Andy Lopez	RB	5-7	155	So.	Artesia, N.M. / Artesia HS
33	Kilisi Suai	LB	5-10	200	Jr.	Long Beach, Calif. / Long Beach Millikan HS / Cerritos
35	Stefan Mills	RB	6-0	210	Sr.	Clovis, N.M. / Clovis HS
36	Logan O'Brien	QB	6-5	201	So.	San Angelo, Texas / San Angelo Central HS
37	Richard Medrano	DB	5-8	150	Fr.	Roswell, N.M. / Roswell HS
38	Jamal Candley	S	5-9	176	So.	Spring, Texas / Oak Ridge HS
39	A.J. Canales	FS	6-2	175	Fr.	Canutillo, Texas / Canutillo HS
40	Malcolm Butters	DE	63-232		Sr.	Rio Rancho, N.M. / Rio Rancho HS
41	Dillon Metzger	SR	5-7	175	R-So.	Rio Rancho, N.M. / Rio Rancho HS
42	Jonathan Quint	LB	6-0	235	Sr.	Dalhart, Texas / Dalhart HS
43	Kyle Stephens	RB	6-0	195	So.	Augusta, Ga. / Los Alamos HS
44	Tyree Miles	WR	5-9	150	Sr.	Long Beach, Calif. / Dave Starr Jordan HS/Fresno State
45	Josh Schroeder	LB	6-3	245	R-Fr.	Hobbs, N.M. / Hobbs HS
46	Lane Wood	LB	5-11	195	Jr.	Amarillo, Texas / Muleshoe HS
47	Lloyd Black III	CB	6-0	190	Jr.	Rochester, N.Y. / Anderson HS (Austin, Texas)
48	Ryan Greene	QB	6-1	200	Fr.	Roswell, N.M. / Goddard High School
49	IB Maiga	DB	6-0	162	Fr.	Socorro, N.M. / Socorro HS
51	Daniel Allen	DL	6-1	285	R-So.	Seminole, Texas / Seminole HS
52	Call Barnard	LB	6-0	220	Jr.	Melrose, N.M. / Melrose HS

53	TeeJaye Manifea	DT	5-10	245	Jr.	American Samoa, Pago Pago / Tafuna HS
54	John Mendoza	LB	6-1	285	Jr.	Concord, Calif. / Concord HS / Laney College
55	Colton Bowen	OT	6-4	260	So.	Grand Prairie, Texas / Grand Prairie HS
56	David Tulikihihifo	DL	6-3	334	Sr.	Lawndale, Calif. / Redondo Union HS / El Camino JUCO
57	Landon Lock	LB	5-11	215	Fr.	Gonzales, Texas / Gonzales HS
58	Jeremy Doucette	LB	6-1	228	Fr.	St. Martinville, La. / Cecilia HS
60	Adam Gonzalez	OL	6-2	265	So.	Albuquerque, N.M. / Valley HS
61	Ricky Padilla	OL	6-2	275	Sr.	Las Cruces, N.M. / Las Cruces HS
62	Dylan Jett	G	6-0	275	Sr.	Hobbs, N.M. / Hobbs HS
63	Dustin Breeze	OL	6-7	320	Fr.	Belen, N.M. / Belen HS
64	Cayman Greene	OL	6-2	270	Fr.	Las Cruces, N.M. / Mayfield HS
65	Jeremy Hathcock	C	6-2	265	Fr.	Aztec, N.M. / Aztec HS
66	Idarius Ray	OL	6-6	350	Fr.	Amarillo, Texas / Palo Duro HS
68	Dakota Lake	TE	6-4	240	So.	Sealy, Texas / Sealy HS
69	Isaiah Porter	L	6-5	280	Jr.	Paola, Kan / Paola HS / Coffeyville CC
70	Chance Robledo	OL	6-5	305	Sr.	Roswell, N.M. / Goddard HS
71	Chris Kyles	G	6-3	335	Jr.	Dickinson, Texas / Dickinson HS / Tyler Junior College
73	Kevin Smith	OL	6-5	290	Sr.	Albuquerque, N.M. / Sandia HS
74	Cody Jurek	OL	6-3	305	Fr.	Gonzales, Texas / Gonzales HS
75	Lorenzo Murphy	OL	6-5	330	Sr.	Galveston, Texas / Ball HS / Tyler Junior College
76	Jose Charles	G	5-10	265	So.	Sierra Vista, Ariz. / Buena HS / College of the Redwoods
77	Marcos Hinojos Jr.	DT	6-1	295	Fr.	Plainview, Texas / Plainview, Texas
78	Michael Cowden	DL	6-2	375	Fr.	Aztec, N.M. / Aztec HS
79	Justin Ward	OL	6-4	310	Sr.	Brownwood, Texas / Brownwood HS
80	Lord-Byron Cannon	WR	6-3	183	So.	New Orleans, La. / Lamar HS
81	Jacob Johnson	SR	5-10	168	Jr.	Idalon, Texas / Idalon HS
82	Cody Blocker	WR	6-2	200	Sr.	Albuquerque, N.M. / Del Norte HS
83	Dalton Britt	WR	5-9	157	So.	Clovis, N.M. / Clovis HS
84	Adrian Horton	QB	6-4	190	So.	Midland, Texas / Midland Lee HS
85	Tyler Wencka	DE	6-3	200	Jr.	Schertz, Texas / Samuel Clemens HS
86	Evan Tooley	TE	6-2	258	Jr.	Truth or Consequences, N.M. / Hot Springs HS / NMMI
87	Charlie Savedra	FB	6-0	230	So.	Socorro, N.M. / Socorro HS
88	Noelin Henry	WR	5-11	210	Sr.	Fort Lauderdale Lakes, Fla. / Boyd Anderson HS
89	Carlos Garcia	TE	6-0	240	R-Fr.	Belen, N.M. / Belen HS
90	Michael Stephens	DL	6-4	230	R-Fr.	Rockwall, Texas / Rockwall HS
91	Daniel Peña	DE	6-3	255	Fr.	El Paso, Texas / Austin HS
92	Bracy McCoy	DE	6-1	260	Sr.	Freeport, Texas / Brazosport HS
93	Anthony Torres	K	6-0	175	Fr.	Las Cruces, N.M. / Mesilla Valley Christian HS
94	Dylan Baca	K	6-0	170	So.	Carlsbad, N.M. / Carlsbad HS
95	Justin Silva	WR	5-11	185	So.	Raton, N.M. / Raton HS
96	Wade Bounds	DL	6-4	235	So.	Dripping Springs, Texas / Dripping Springs HS
97	Justin Heppler	TE	6-3	235	So.	Los Lunas, N.M. / Valencia HS
98	Luis Reyes	DB	5-7	195	Sr.	Artesia, N.M. / Artesia HS
99	Jacob Vigil	DL	6-2	350	Fr.	San Rafael, N.M. / Grants HS

2012 Eastern New Mexico University Alphabetical Football Roster

No.	Name	Pos	Ht.	Wt.	Cl	Hometown/Previous School
51	Daniel Allen	DL	6-1	285	R-So.	Seminole, Texas / Seminole HS
22	Denton Allmon	S	5-10	195	Sr.	Irving, Texas / Irving MacArthur HS
10	Donavan Amituanai	LB	6-0	250	Jr.	Long Beach, Calif. / Long Beach Polytechnic HS / Cerritos
94	Dylan Baca	K	6-0	170	So.	Carlsbad, N.M. / Carlsbad HS
19	Seth Bailey	LB	6-2	220	Jr.	Texico, N.M. / Texico HS
26	Adrine Baker	CB	5-10	168	Fr.	Dallas, Texas / Connally HS
52	Call Barnard	LB	6-0	220	Jr.	Melrose, N.M. / Melrose HS
47	Lloyd Black III	CB	6-0	190	Jr.	Rochester, N.Y. / Anderson HS (Austin, Texas)
82	Cody Blocker	WR	6-2	200	Sr.	Albuquerque, N.M. / Del Norte HS
96	Wade Bounds	DL	6-4	235	So.	Dripping Springs, Texas / Dripping Springs HS
55	Colton Bowen	OT	6-4	260	So.	Grand Prairie, Texas / Grand Prairie HS
63	Dustin Breeze	OL	6-7	320	Fr.	Belen, N.M. / Belen HS
83	Dalton Britt	WR	5-9	157	So.	Clovis, N.M. / Clovis HS
40	Malcolm Butters	DE	63-232		Sr.	Rio Rancho, N.M. / Rio Rancho HS
15	Jeremy Buurma	QB	6-2	180	So.	Las Cruces, N.M. / Las Cruces HS
39	A.J. Canales	FS	6-2	175	Fr.	Canutillo, Texas / Canutillo HS
38	Jamal Candley	S	5-9	176	So.	Spring, Texas / Oak Ridge HS
80	Lord-Byron Cannon	WR	6-3	183	So.	New Orleans, La. / Lamar HS
76	Jose Charles	G	5-10	265	So.	Sierra Vista, Ariz. / Buena HS / College of the Redwoods
78	Michael Cowden	DL	6-2	375	Fr.	Aztec, N.M. / Aztec HS
58	Jeremy Doucette	LB	6-1	228	Fr.	St. Martinville, La. / Cecilia HS
20	Sonny Duran	SL	5-4	160	Jr.	Dexter, N.M. / Dexter HS
31	LaMadric Frazier	LB	6-1	178	So.	Lubbock, Texas / Monterey HS
1	Saufeni Fuahala	LB	5-10	220	Jr.	Irving, Texas / Irving MacArthur HS
25	Jonathan Fullbright	RB	5-9	195	Jr.	Freemont, Calif. / Milpitas HS / Chabot College
89	Carlos Garcia	TE	6-0	240	R-Fr.	Belen, N.M. / Belen HS
60	Adam Gonzalez	OL	6-2	265	So.	Albuquerque, N.M. / Valley HS
9	Willie Grant	DB	5-11	180	Jr.	Walterboro, S.C. / Colleton County HS (S.C.) / NMMI
64	Cayman Greene	OL	6-2	270	Fr.	Las Cruces, N.M. / Mayfield HS
48	Ryan Greene	QB	6-1	200	Fr.	Roswell, N.M. / Goddard High School
65	Jeremy Hathcock	C	6-2	265	Fr.	Aztec, N.M. / Aztec HS
88	Noelin Henry	WR	5-11	210	Sr.	Fort Lauderdale Lakes, Fla. / Boyd Anderson HS
97	Justin Heppler	TE	6-3	235	So.	Los Lunas, N.M. / Valencia HS
77	Marcos Hinojos Jr.	DT	6-1	295	Fr.	Plainview, Texas / Plainview, Texas
84	Adrian Horton	QB	6-4	190	So.	Midland, Texas / Midland Lee HS
16	Josh Houghtaling	QB	6-2	225	So.	Artesia, N.M. / Artesia HS
8	Arvin Jackson	RB	5-10	180	Sr.	Houston, Texas / Westside HS
23	Curtis Jackson	DB	5-10	200	R-Sr.	College Station, Texas / A&M Consolidated HS
62	Dylan Jett	G	6-0	275	Sr.	Hobbs, N.M. / Hobbs HS
81	Jacob Johnson	SR	5-10	168	Jr.	Idalon, Texas / Idalon HS
74	Cody Jurek	OL	6-3	305	Fr.	Gonzales, Texas / Gonzales HS
14	Derek Kendall-Campbell	RB	6-1	200	Jr.	Tulsa, Okla. / Manhattan HS (Kan.) / Hutchinson CC (Kan.)
30	Jordan Kapeli	DE	6-0	280	Fr.	Las Vegas, Nev. / Liberty HS
71	Chris Kyles	G	6-3	335	Jr.	Dickinson, Texas / Dickinson HS / Tyler Junior College
4	Chase Kyser	RB	5-7	176	Sr.	Roswell, N.M. / Goddard HS
68	Dakota Lake	TE	6-4	240	So.	Sealy, Texas / Sealy HS
24	Rashan Lawrence	WR	5-10	180	Sr.	Stone Mountain, Ga. / Feather River College
57	Landon Lock	LB	5-11	215	Fr.	Gonzales, Texas / Gonzales HS
6	Christian Long	FB	5-8	210	Jr.	Memphis, Tenn. / Dobson HS (Ariz.) / Eastern Arizona
32	Andy Lopez	RB	5-7	155	So.	Artesia, N.M. / Artesia HS
49	IB Maiga	DB	6-0	162	Fr.	Socorro, N.M. / Socorro HS
53	TeeJaye Manifea	DT	5-10	245	Jr.	American Samoa, Pago Pago / Tafuna HS
5	Darrellyn McCloud	DB	5-11	180	Jr.	Anderson, Ind. / Manzano HS / NMMI
92	Bracy McCoy	DE	6-1	260	Sr.	Freeport, Texas / Brazosport HS
37	Richard Medrano	DB	5-8	150	Fr.	Roswell, N.M. / Roswell HS
11	Joey Mendez	OLB	6-0	210	Sr.	Odessa, Texas / Permian HS
54	John Mendoza	LB	6-1	285	Jr.	Concord, Calif. / Concord HS / Laney College

41	Dillon Metzger	SR	5-7	175	R-So.	Rio Rancho, N.M. / Rio Rancho HS
44	Tyree Miles	WR	5-9	150	Sr.	Long Beach, Calif./ Dave Starr Jordan HS/Fresno State
35	Stefan Mills	RB	6-0	210	Sr.	Clovis, N.M. / Clovis HS
2	Linvel Mosby	S	6-0	195	Sr.	Odessa, Texas / Odessa Permian HS
75	Lorenzo Murphy	OL	6-5	330	Sr.	Galveston, Texas / Ball HS / Tyler Junior College
36	Logan O'Brien	QB	6-5	201	So.	San Angelo, Texas / San Angelo Central HS
61	Ricky Padilla	OL	6-2	275	Sr.	Las Cruces, N.M. / Las Cruces HS
91	Daniel Peña	DE	6-3	255	Fr.	El Paso, Texas / Austin HS
7	Jude Pepke	QB	5-10	185	Fr.	Peralta, N.M. / Valencia HS
69	Isaiah Porter	L	6-5	280	Jr.	Paola, Kan / Paola HS / Coffeyville CC
42	Jonathan Quint	LB	6-0	235	Sr.	Dalhart, Texas / Dalhart HS
66	Idarius Ray	OL	6-6	350	Fr.	Amarillo, Texas / Palo Duro HS
98	Luis Reyes	DB	5-7	195	Sr.	Artesia, N.M. / Artesia HS
21	Willie Riley	DB	6-0	185	Fr.	Amarillo, Texas / Palo Duro HS
70	Chance Robledo	OL	6-5	305	Sr.	Roswell, N.M. / Goddard HS
87	Charlie Savedra	FB	6-0	230	So.	Socorro, N.M. / Socorro HS
45	Josh Schroeder	LB	6-3	245	R-Fr.	Hobbs, N.M. / Hobbs HS
29	Ty Scott	CB	5-8	165	Fr.	Dripping Springs, Texas / Dripping Springs HS
3	Perron Sellers	OLB	6-1	205	Sr.	La Marque, Texas / La Marque HS/Fullerton JUCO
28	Jayson Serda	S	5-11	190	Jr.	Albuquerque, N.M. / Manzano HS
95	Justin Silva	WR	5-11	185	So.	Raton, N.M. / Raton HS
73	Kevin Smith	OL	6-5	290	Sr.	Albuquerque, N.M. / Sandia HS
43	Kyle Stephens	RB	6-0	195	So.	Augusta, Ga. / Los Alamos HS
90	Michael Stephens	DL	6-4	230	R-Fr.	Rockwall, Texas / Rockwall HS
27	David Strickland	LB	6-2	205	Fr.	Tulsa, Okla. / Goddard HS
33	Kilisi Suai	LB	5-10	200	Jr.	Long Beach, Calif. / Long Beach Millikan HS / Cerritos
18	De'Coreyon Thomas	RB	5-9	190	Jr.	Dickinson, Texas / Dickinson HS
86	Evan Tooley	TE	6-2	258	Jr.	Truth or Consequences, N.M. / Hot Springs HS / NMMI
93	Anthony Torres	K	6-0	175	Fr.	Las Cruces, N.M. / Mesilla Valley Christian HS
17	Jeff Tuck	LB	6-0	215	R-Fr.	Dripping Springs, Texas / Dripping Springs HS
56	David Tulikihihifo	DL	6-3	334	Sr.	Lawndale, Calif. / Redondo Union HS / El Camino JUCO
99	Jacob Vigil	DL	6-2	350	Fr.	San Rafael, N.M. / Grants HS
79	Justin Ward	OL	6-4	310	Sr.	Brownwood, Texas / Brownwood HS
85	Tyler Wencka	DE	6-3	200	Jr.	Schertz, Texas / Samuel Clemens HS
46	Lane Wood	LB	5-11	195	Jr.	Amarillo, Texas / Muleshoe HS
12	Wesley Wood	QB	6-2	175	Sr.	Muleshoe, Texas / Muleshoe HS

2012 New Mexico Highlands Cowboys

Football Roster

Head Football Coach / Co-Defensive Coordinator	Eric Young
Defensive Line Coach / Director of Football Operations	Tony Pavlic
Offensive Coordinator / Offensive Line Coach	Stephen Parker
Co-Defensive Coordinator / Linebackers Coach	Ivan Cordova
Defensive Backs Coach	Brian Martinez
Special Teams Coordinator / Wide Receivers Coach	Kenny Jackson
Passing Game Coordinator / Quarterback Coach	Alex Mortensen
Running Backs Coach	Mike Rigell
Assistant Offensive Line Coach	Chris Ferragamo
Defensive Assistant	Art Abreu Jr.
Offensive Assistant	Aaron Winfrey
Defensive Assistant	Chaz Thompson
Student Assistant	TJ Norris
Student Assistant	Tony Udley
Student Assistant	Tyler Mowbray

No.	Name	Pos.	Cl.	Ht.	Wt.	Hometown
1	Kevon Williams	Sr.	WR	6-0	170	Houston, Texas
2	Abdul Kanneh	Sr.	CB	6-0	170	London, England
3	EJ Woods	Jr.	DB	6-0	215	Los Angeles, Calif.
4	Darius Davis	Sr.	WR	5-11	200	Tampa, Fla.
5	De'joshua Johnson	Jr.	WR	5-10	160	Miami, Fla.
6	John Webster	Sr.	WR	6-0	195	Richmond, Calif.
7	Jesse Halberstadt	Sr.	LB	6-0	230	Corona, Calif.
8	Keondric Reynolds	Sr.	WR	5-11	185	Dumfries, Va.
9	Wayne Jacobs	Jr.	RB	5-7	170	New Orleans, La.
10	Taylor Genuser	Jr.	QB	6-3	210	Fresno, Calif.
11	Jared Koster	So.	LB	6-1	210	Corona, Calif.
12	Tyson Stephens	Jr.	DB	6-2	205	Chehallis, Wash.
13	Cory Lockman	So.	QB	6-3	225	El Cajon, Calif.
14	Zach Tapia	Jr.	K/P	5-11	190	Roseville, Calif.
15	Jeff Divine	Jr.	WR	5-10	180	Coalfax, Calif.
16	Emmanuel Lewis	Jr.	QB	6-3	190	Bakersfield, Calif.
17	Keith Bellamy	Sr.	RB	5-8	175	Greencoast Springs, Calif.
18	Trent Hicks	Jr.	WR	6-0	195	Union City, Ga.
19	Patrick Carney	So.	K/P	6-0	215	Chico, Calif.
20	Kevin Hal Jr.	Sr.	DE	6-4	235	Oakland, Calif.
21	Eric Pesante	Sr.	RB	5-9	195	Corona, Calif.
22	Kennis Lewis	Jr.	CB	5-11	180	Houston, Texas
23	Trey Wolfe	Jr.	DB	5-11	185	Atlanta, Ga.
24	Montel Morris	Jr.	DB	5-11	180	Los Angeles, Calif.
25	Robert Campbell	R-Fr.	LB	6-2	215	Corona, Calif.
26	Isiah Crunk	Jr.	DB	5-10	180	Phoenix, Ariz.
27	DiAmaal Holmes	Jr.	DB	5-11	170	Houston, Texas
28	Thomas Walker	Jr.	DB	5-10	180	Compton, Calif.
29	Eric Smith	Fr.	DB	6-0	175	Vacaville, Calif.
30	Jimmie Roberts' Jr.	Fr.	WR	5-7	160	Orlando, Fla.
31	Jerrod Moton	Fr.	DB	5-11	180	Carson, Calif.
32	Greg Lawson	Jr.	LB	5-11	185	Las Vegas, Nev.
33	Kyle Snead	Fr.	RB	6-2	215	Orlando, Fla.
34	Lavelle Peterson	Jr.	RB	5-9	225	Tujunga, Calif.
35	Darius Antalan	Fr.	LB	6-2	200	Olympia, Wash.
36	Anthony Williams	Jr.	DB	5-10	175	Sacramento, Calif.
37	Jordan Campbell	Sr.	LB	6-0	230	Corona, Calif.
38	Ernesto Guerra	Gr.	K/P	5-11	190	Lancaster, Texas
39	Warren Henderson	Fr.	LB	6-2	220	Boynton Beach, Fla.
40	Derek Mack	Jr.	DB	5-10	180	Miami, Fla.
41	Jeremy Magner	So.	DL	6-2	225	Queensbury, N.Y.
42	Deandre Jordan	Fr.	DB	6-0	195	Sylmar, Calif.
43	Ahkeel Chambers	Fr.	LB	6-0	220	Corona, Calif.
44	Stephen Treviño	Sr.	FB	6-3	240	Bethany, Okla.
45	Bilal Muhammed	Sr.	LB	5-10	235	Signal Hills, Calif.
47	Yusuf Mohammed	Rf.	LB	6-0	215	Lagos, Nigeria

49	Shenard Holton	Sr.	DB	6-1	190	Bowling Green, Ky.
50	Toni Cognasi	Sr.	OL	6-0	270	Amarillo, Texas
51	Otis Jones	Jr.	DL	6-2	285	Lawndale, Calif.
52	Ronnie Marquez	Jr.	OL	6-1	290	Glendale, Calif.
53	Casey McDonagh	Jr.	OL	6-2	275	Canyon County, Calif.
54	Jack Ivers	Jr.	OL	5-11	265	Plano, Texas
55	Louvan Green	Jr.	DL	6-3	275	Fresno, Calif.
57	Alex Embarnate	Jr.	OL	6-3	305	Yucaipa, Calif.
58	Devin Howard	Sr.	DL	6-3	260	Yreka, Calif.
63	Alex Stacy	Jr.	OL	6-2	300	Puyallup, Wash.
66	Sam Marquez	Fr.	OL	6-0	285	Las Vegas, N.M.
70	Will Goldberg	Jr.	OL	6-5	275	Englewood, Calif.
71	Celso Lopez	Jr.	OL	6-8	340	Corona, Calif.
72	Kevin Hobbs	Jr.	OL	6-6	320	Fresno, Calif.
74	Ryan Belton	Fr.	OL	6-3	370	Newport News, Va.
76	Jermiah Wilder	Fr.	OL	6-5	325	West Palm Beach, Fla.
77	Chris Awambu	Sr.	OL	6-7	290	Hayward, Calif.
78	Syd Finch	Jr.	OL	6-6	295	Ione, Calif.
81	Jaalen Adkins	Fr.	WR	6-5	210	Dallas, Texas
82	Vincent Venegas	Fr.	WR	5-10	175	West Covina, Calif.
83	Jared Womack	R-Fr.	WR	6-0	165	Clovis, N.M.
84	Damien Woodard	Fr.	WR	6-1	180	Miami, Fla.
85	Demonte Bell	Sr.	WR	6-0	180	Los Angeles, Calif.
87	Tyler Cooperwood	So.	WR	5-9	170	Cerritos, Calif.
88	Kameron Richardson	Fr.	WR	6-7	215	Windsor, Calif.
94	Eric Sykes	Jr.	DL	6-1	215	Norfolk, Va.
95	Randy Salmon	Sr.	DL	6-3	295	Ellenwood, Ga.
98	Molea Patu	Jr.	DL	6-3	335	Pago Pago, American Samoa
99	Adam Fissori	Jr.	DL	6-5	305	Paradise, Calif.

2011 Final Team Statistics

Team Statistics	ENMU	OPP
SCORING	263	451
Points Per Game	23.9	41.0
FIRST DOWNS	259	252
Rushing	73	114
Passing	147	114
Penalty	39	24
RUSHING YARDAGE	1066	2424
Yards gained rushing	1471	2670
Yards lost rushing	405	246
Rushing Attempts	320	444
Average Per Rush	3.3	5.5
Average Per Game	96.9	220.4
TDs Rushing	10	30
PASSING YARDAGE	3109	2883
Comp-Att-Int	320-511-15	206-355-6
Average Per Pass	6.1	8.1
Average Per Catch	9.7	14.0
Average Per Game	282.6	262.1
TDs Passing	25	26
TOTAL OFFENSE	4175	5307
Total Plays	831	799
Average Per Play	5.0	6.6
Average Per Game	379.5	482.5
KICK RETURNS: #-Yards	63-1300	43-930
PUNT RETURNS: #-Yards	8-95	21-221
INT RETURNS: #-Yards	6-72	15-254
KICK RETURN AVERAGE	20.6	21.6
PUNT RETURN AVERAGE	11.9	10.5
INT RETURN AVERAGE	12.0	16.9
FUMBLES-LOST	13-10	5-5
PENALTIES-Yards	97-816	110-1001
Average Per Game	74.2	91.0
PUNTS-Yards	58-2275	44-1672
Average Per Punt	39.2	38.0
Net punt average	34.0	34.5
TIME OF POSSESSION/Game	29:49	30:11
3RD-DOWN Conversions	54/155	66/156
3rd-Down Pct	35%	42%
4TH-DOWN Conversions	11/28	12/25
4th-Down Pct	39%	48%
SACKS BY-Yards	14-89	39-287
MISC YARDS	13	-4
TOUCHDOWNS SCORED	37	60
FIELD GOALS-ATTEMPTS	3-8	11-13
ON-SIDE KICKS	1-1	1-2
RED-ZONE SCORES	(33-49) 67%	(46-54) 85%
RED-ZONE TOUCHDOWNS	(30-49) 61%	(38-54) 70%
PAT-ATTEMPTS	(30-33) 91%	(52-56) 93%
ATTENDANCE	13062	25817
Games/Avg Per Game	5/2612	6/4303
Neutral Site Games		0/0

Score by Quarters	1st	2nd	3rd	4th	OT	Total
Eastern New Mexico	84	81	49	49	0	263
Opponents	89	164	113	78	7	451

2011 Final Individual Statistics

Rushing	gp	att	gain	loss	net	avg	td	lg	avg/g
Tony Valenzuela	10	84	449	7	442	5.3	3	36	44.2
Wesley Wood	11	128	557	298	259	2.0	6	39	23.5
De'Coreyon Thomas	6	42	197	23	174	4.1	0	26	29.0
Troy Harris	9	42	176	10	166	4.0	0	17	18.4
Melvis Hawkins	4	14	54	21	33	2.4	0	28	8.2
Stefan Mills	1	2	16	0	16	8.0	1	12	16.0
Sawyer Cornelius	5	4	17	8	9	2.2	0	13	1.8
Nicholas Hill	10	0	4	0	4	0.0	0	0	0.4
Darian Dale	11	1	0	7	-7	-7.0	0	0	-0.6
TEAM	5	3	1	31	-30	-10.0	0	1	-6.0
Total	11	320	1471	405	1066	3.3	10	39	96.9
Opponents	11	444	2670	246	2424	5.5	30	80	220.4

Passing	gp	effic	comp-att-int	pct	yds	td	lg	avg/g
Wesley Wood	11	127.00	287-442-13	64.9	2711	22	97	246.5
Sawyer Cornelius	5	97.54	31-65-1	47.7	331	2	25	66.2
Chase Kyser	11	-200.00	0-1-1	0.0	0	0	0	0.0
TEAM	5	0.00	0-1-0	0.0	0	0	0	0.0
Darian Dale	11	808.00	1-1-0	100.	45	1	45	4.1
Seth Bailey	11	284.80	1-1-0	100.	22	0	22	2.0
Total	11	124.00	320-511-15	62.6	3109	25	97	282.6
Opponents	11	147.03	206-355-6	58.0	2883	26	94	262.1

Receiving	gp	no.	yds	avg	td	lg	avg/g
Darian Dale	11	84	798	9.5	6	31	72.5
Chase Kyser	11	44	493	11.2	5	76	44.8
Arvin Jackson	11	38	377	9.9	2	64	34.3
Noelin Henry	10	29	335	11.6	3	45	33.5
De'Coreyon Thomas	6	24	99	4.1	0	27	16.5
Tony Valenzuela	10	23	148	6.4	0	58	14.8
Nicholas Hill	10	22	197	9.0	1	19	19.7
Michael Matthew	7	17	278	16.4	3	97	39.7
Seth Bailey	11	17	194	11.4	4	42	17.6
Troy Harris	9	8	46	5.8	1	32	5.1
Melvis Hawkins	4	4	65	16.2	0	26	16.2
Stefan Mills	1	3	18	6.0	0	17	18.0
Jacob Johnson	5	2	24	12.0	0	19	4.8
Lord-Byron Cannon	3	1	18	18.0	0	18	6.0
Cody Blocker	5	1	7	7.0	0	7	1.4
Perron Sellers	10	1	7	7.0	0	7	0.7
Robbey Arrington	6	1	4	4.0	0	4	0.7
Berry Stinnett	6	1	1	1.0	0	1	0.2
Total	11	320	3109	9.7	25	97	282.6
Opponents	11	206	2883	14.0	26	94	262.1

Punt Returns	no.	yds	avg	td	lg
Jayson Serda	6	84	14.0	0	29
Jacob Johnson	2	11	5.5	0	6
Total	8	95	11.9	0	29
Opponents	21	221	10.5	1	47

Interceptions	no.	yds	avg	td	lg
Keith Davis	2	4	2.0	0	4
Ian Ogando	1	23	23.0	0	23
Perron Sellers	1	-5	-5.0	0	3
Jayson Serda	1	24	24.0	0	24
Keighen Thetford	1	21	21.0	0	21
Total	6	72	12.0	0	24
Opponents	15	254	16.9	2	85

Kick Returns	no.	yds	avg	td	lg
Arvin Jackson	29	630	21.7	1	92
Jayson Serda	14	359	25.6	1	89
De'Coreyon Thomas	8	162	20.2	0	33
Nicholas Hill	2	26	13.0	0	20
Troy Harris	2	40	20.0	0	23
Chris Davis	2	35	17.5	0	21
Darian Dale	1	5	5.0	0	5
Tony Valenzuela	1	7	7.0	0	7
Berry Stinnett	1	13	13.0	0	13
Lane Wood	1	13	13.0	0	13
Seth Bailey	1	10	10.0	0	10
Dupri Wells	1	0	0.0	0	0
Total	63	1300	20.6	2	92
Opponents	43	930	21.6	0	60

Fumble Returns	no.	yds	avg	td	lg
Perron Sellers	1	5	5.0	0	5
Total	1	5	5.0	0	5
Opponents	2	54	27.0	1	44

Scoring	td	fg	kick	rush	rcv	pass	dxp	saf	pts
Wesley Wood	6	-	-	-	-	1-2	-	-	36
Darian Dale	6	-	-	-	-	-	-	-	36
Michael Cottingham	-	2-5	28-29	-	-	-	-	-	34
Chase Kyser	5	-	-	0-1	-	0-1	-	-	30
Seth Bailey	4	-	-	-	-	-	-	-	24
Tony Valenzuela	3	-	-	-	-	-	-	-	18
Michael Matthew	3	-	-	-	-	-	-	-	18
Arvin Jackson	3	-	-	-	-	-	-	-	18
Noelin Henry	3	-	-	-	-	-	-	-	18
Stefan Mills	1	-	-	-	1	-	-	-	8
Nicholas Hill	1	-	-	-	-	-	-	-	6
Jayson Serda	1	-	-	-	-	-	-	-	6
Troy Harris	1	-	-	-	-	-	-	-	6
Taylor Cannon	-	1-3	2-4	-	-	-	-	-	5
Keith Davis	-	-	-	-	-	-	-	-	0
Total	37	3-8	30-33	0-1	1	1-3	-	-	263
Opponents	60	11-13	52-56	1-2	1	1-2	-	1	451

Total Offense	g	plays	rush	pass	total	avg/g
Wesley Wood	11	570	259	2711	2970	270.0
Tony Valenzuela	10	84	442	0	442	44.2
Sawyer Cornelius	5	69	9	331	340	68.0
De'Coreyon Thomas	6	42	174	0	174	29.0
Troy Harris	9	42	166	0	166	18.4
Darian Dale	11	2	-7	45	38	3.5
Melvis Hawkins	4	14	33	0	33	8.2
Seth Bailey	11	1	0	22	22	2.0
Stefan Mills	1	2	16	0	16	16.0
Nicholas Hill	10	0	4	0	4	0.4
TEAM	5	4	-30	0	-30	-6.0
Total	11	831	1066	3109	4175	379.5
Opponents	11	799	2424	2883	5307	482.5

Field Goals	fg	pct.	01-19	20-29	30-39	40-49	50-99	lg	blk
Taylor Cannon	1-3	33.3	0-0	1-2	0-1	0-0	0-0	27	0
Michael Cottingham	2-5	40.0	0-1	1-1	1-3	0-0	0-0	37	1

Punting	no.	yds	avg	lg	tb	fc	i20	50+	blk
Taylor Cannon	37	1576	42.6	58	3	3	9	8	2
Wesley Wood	18	567	31.5	54	1	0	14	1	0
Michael Cottingham	3	126	42.0	53	0	0	0	1	0
TEAM	0	6	0.0	6	0	0	0	0	0
Total	58	2275	39.2	58	4	3	23	10	2
Opponents	44	1672	38.0	54	3	8	15	5	3

FG Sequence	Eastern New Mexico	Opponents
New Mexico Highlands	(27),32	-
Incarnate Word	-	(23),(33)
Oklahoma Panhandle	33	(33),(37)
Tarleton State	19	(48),(39),34
Angelo State	34,(37)	47
Abilene Christian	26	(24)
Northwest Mo.	-	(33)
West Texas A&M	-	(25)
Midwestern State	-	-
Texas A&M-Commerce	-	(39)
Texas A&M-Kingsville	(27)	(25)

Kickoffs	no.	yds	avg	tb	ob	retn	net	ydIn
Michael Cottingham	46	2864	62.3	5	1			
Taylor Cannon	3	108	36.0	0	0			
Dylan Baca	1	49	49.0	0	0			
Total	50	3021	60.4	5	1	21.6	39.8	30
Opponents	79	4720	59.7	11	5	20.6	40.5	29

Numbers in (parentheses) indicate field goal was made.

All Purpose	g	rush	rcv	pr	kr	ir	total	avg/g
Arvin Jackson	11	0	377	0	630	0	1007	91.5
Darian Dale	11	-7	798	0	5	0	796	72.4
Tony Valenzuela	10	442	148	0	7	0	597	59.7
Chase Kyser	11	0	493	0	0	0	493	44.8
Jayson Serda	9	0	0	84	359	24	467	51.9
De'Coreyon Tho	6	174	99	0	162	0	435	72.5
Noelin Henry	10	0	335	0	0	0	335	33.5
Michael Matthe	7	0	278	0	0	0	278	39.7
Wesley Wood	11	259	0	0	0	0	259	23.5
Troy Harris	9	166	46	0	40	0	252	28.0
Nicholas Hill	10	4	197	0	26	0	227	22.7
Seth Bailey	11	0	194	0	10	0	204	18.5
Melvis Hawkins	4	33	65	0	0	0	98	24.5
Chris Davis	1	0	0	0	35	0	35	35.0
Jacob Johnson	5	0	24	11	0	0	35	7.0
Stefan Mills	1	16	18	0	0	0	34	34.0
Ian Ogando	11	0	0	0	0	23	23	2.1
Keighen Thetfor	11	0	0	0	0	21	21	1.9
Lord-Byron Can	3	0	18	0	0	0	18	6.0
Berry Stinnett	6	0	1	0	13	0	14	2.3
Lane Wood	11	0	0	0	13	0	13	1.2
Sawyer Corneliu	5	9	0	0	0	0	9	1.8
Cody Blocker	5	0	7	0	0	0	7	1.4
Saufeni Fuahala	11	0	0	0	0	5	5	0.5
Keith Davis	11	0	0	0	0	4	4	0.4
Robbey Arringto	6	0	4	0	0	0	4	0.7
Perron Sellers	10	0	7	0	0	-5	2	0.2
TEAM	5	-30	0	0	0	0	-30	-6.0
Total	11	1066	3109	95	1300	72	5642	512.9
Opponents	11	2424	2883	221	930	254	6712	610.2

The Automated ScoreBook
Eastern New Mexico Overall Defensive Statistics (as of Jul 05, 2012)
All games

#	Defensive Leaders	gp	Tackles				Sacks no-yds	Pass defense			Fumbles		blkd	
			ua	a	tot	tfl/yds		int-yds	brup	qbh	rcv-yds	ff	kick	saf
46	Lane Wood	11	33	37	70	9.5-40	1.5-6	.	.	4	1-0	.	.	.
10	Nick Jones	11	35	27	62	2.5-8	.	.	5
24	Jayson Serda	9	30	32	62	0.5-1	.	1-24	5
3	Perron Sellers	10	33	24	57	6.5-19	.	1--5	3	2	1-5	1	.	.
22	Denton Allmon	11	30	25	55	5.0-29	2.0-22	.	2	2
11	Joey Mendez	11	25	24	49	4.0-14	.	.	3	.	1-0	.	.	.
40	Keighen Thetford	11	19	24	43	1.5-5	0.5-4	1-21	.	2
17	Eli Finch	11	17	18	35	1.5-3	.	.	1
95	Ian Ogando	11	21	14	35	3.5-12	2.0-11	1-23	2	3	.	1	.	.
44	Stephen Smith	11	17	18	35	10.0-43	3.0-24	.	1	8
7	Keith Davis	11	26	7	33	1.0-1	.	2-4	4
9	Ronnie Slater	6	22	11	33	.	.	.	1	.	.	1	.	.
92	Bracy McCoy	11	20	10	30	9.0-19	.	.	.	8	.	.	2	.
21	Lloyd Black	11	19	9	28	2.0-11	.	.	2
1	Saufeni Fuahala	11	14	8	22	2.5-5	1.0-1	0-5
38	Jamal Candley	10	11	10	21	1.0-2	1-0	.	1	.
97	Sosefo Maka	11	9	10	19	4.0-24	1.0-7	.	.	5	.	.	1	.
98	Malcolm Butters	11	12	5	17	4.0-12	1.5-7	.	.	7	1-0	1	.	.
26	Charles Allen	9	5	8	13
90	Aaron Vaughan	6	5	7	12	1.5-7	1.5-7	.	1
45	Dupri Wells	6	2	8	10	0.5-2	.	.	.	1
81	Seth Bailey	11	4	4	8
85	Tyler Wencka	8	3	4	7	2
19	Chris Redmond	7	3	4	7
4	Chase Kyser	11	2	3	5
12	Wesley Wood	11	5	.	5
43	Jonathan Quint	5	.	4	4
8	Arvin Jackson	11	3	.	3
49	Berry Stinnett	6	2	1	3
56	David Tulikihihifo	4	1	1	2	1
39	Taylor Cannon	11	2	.	2
20	Linvel Mosby	1	1	1	2	1
51	Daniel Allen	9	2	.	2
34	Chris Davis	1	1	1	2
87	Rashan Lawrence	2	1	.	1
94	Kenny Marcellus	3	.	1	1
72	Chris Kyles	5	.	1	1
5	Darian Dale	11	.	1	1
88	Michael Matthew	7	.	1	1	2	.
52	Henry Cully	2	.	1	1
18	De'Coreyon Thomas	6	1	.	1
79	Justin Ward	11	1	.	1
86	Domingo Morales	2	1	.	1
78	Tanner Streety	8	1	.	1
27	Kevin Washington	9	.	1	1
6	Nicholas Hill	10	1	.	1
29	Avery Gilliam	6	.	1	1
28	Troy Harris	9	1	.	1
Total		11	441	366	807	70-257	14-89	6-72	30	46	5-5	4	6	.
Opponents		11	448	371	819	81-428	39-287	15-254	41	36	10-54	11	3	1

#8 Arvin Jackson Single-Game Highs

Receptions: 13 (81 yards) vs Tarleton State; Oct. 17, 2009
 Receiving Yards: 172 yards vs Texas A&M-Commerce; Sept. 19, 2009
 Touchdowns: 2; vs Incarnate Word; Nov. 7, 2009
 Longest Reception: 71 yards at CSU-Pueblo; Aug. 29, 2009
 Touchdown Receptions: 2 vs Incarnate Word; Nov. 7, 2009,
 Kick return yards: 187, at Texas A&M-Commerce, Nov 05, 2011 (7 returns)

Individual Career History

Arvin Jackson

RUSHING	g	att	yards	td	long	avg/c	avg/g
2009	11	0	0	0	0	0.0	0.0
2010	11	1	-1	0	0	-1.0	-0.1
2011	11	0	0	0	0	0.0	0.0
TOTAL	33	1	-1	0	0	-1.0	0.0

TOTAL OFFENSE	g	rush	pass	total	avg/g
2009	11	0	0	0	0.0
2010	11	-1	0	-1	-0.1
2011	11	0	0	0	0.0
TOTAL	33	-1	0	-1	0.0

RECEIVING	g	rec	yards	td	long	rec/g	avg/c	avg/g
2009	11	73	848	5	71	6.6	11.6	77.1
2010	11	25	179	2	38	2.3	7.2	16.3
2011	11	38	377	2	64	3.5	9.9	34.3
TOTAL	33	136	1404	9	71	4.1	10.3	42.5

SCORING	g	td	rush	rcv	ret	pat	2pat	fg	total	avg/g
2009	11	5	0	5	0	0	0	0	30	2.7
2010	11	2	0	2	0	0	0	0	12	1.1
2011	11	3	0	2	1	0	0	0	18	1.6
TOTAL	33	10	0	9	1	0	0	0	60	1.8

KICK RETURNS	g	no.	yards	td	long	avg/r	avg/g
2009	11	32	641	0	36	20.0	58.3
2010	11	26	570	0	75	21.9	51.8
2011	11	29	630	1	92	21.7	57.3
TOTAL	33	87	1841	1	92	21.2	55.8

ALL PURPOSE	g	rush	rcv	pr	kr	ir	total	avg/g
2009	11	0	848	0	641	0	1489	135.4
2010	11	-1	179	0	570	0	748	68.0
2011	11	0	377	0	630	0	1007	91.5
TOTAL	33	-1	1404	0	184	0	3244	98.3

TACKLES	g	ua	a	total	tfl	pd	ff	fr	blk
2009	11	1	1	2	0.0-0	0	0	0	0
2010	11	0	0	0	0.0-0	0	0	0	0
2011	11	3	0	3	0.0-0	0	0	0	0
TOTAL	33	4	1	5	0.0-0	0	0	0	0

#4 Chase Kyser Single-Game Highs

Receptions: 11 (126 yards, 1 TD) vs Texas A&M-Commerce; Sept. 19, 2009
 Receiving Yards 126 yards vs Texas A&M-Commerce; Sept. 19, 2009
 Longest Reception: 76 vs #8 Midwestern State, Oct. 29, 2011
 Touchdown Receptions: 2 vs #8 Midwestern State, Oct. 29, 2011

Individual Career History

Chase Kyser

PASSING	g	cmp-att-int	yards	td	long	pct	avg/p	avg/g	effic
2009	11	0-0-0	0	0	0	0.0	0.0	0.0	0.0
2010	11	0-0-0	0	0	0	0.0	0.0	0.0	0.0
2011	11	0-1-1	0	0	0	0.0	0.0	0.0	-200.0
TOTAL	33	0-1-1	0	0	0	0.0	0.0	0.0	0.0

TOTAL OFFENSE	g	rush	pass	total	avg/g
2009	11	0	0	0	0.0
2010	11	0	0	0	0.0
2011	11	0	0	0	0.0
TOTAL	33	0	0	0	0.0

RECEIVING	g	rec	yards	td	long	rec/g	avg/c	avg/g
2009	11	49	417	4	47	4.5	8.5	37.9
2010	11	43	375	4	43	3.9	8.7	34.1
2011	11	44	493	5	76	4.0	11.2	44.8
TOTAL	33	136	1285	13	76	4.1	9.4	38.9

SCORING	g	td	rush	rcv	ret	pat	2pat	fg	total	avg/g
2009	11	4	0	4	0	0	0	0	24	2.2
2010	11	4	0	4	0	0	0	0	24	2.2
2011	11	5	0	5	0	0	0	0	30	2.7
TOTAL	33	13	0	13	0	0	0	0	78	2.4

PUNT RETURNS	g	no.	yards	td	long	avg/r	avg/g
2009	11	0	0	0	0	0.0	0.0
2010	11	1	0	0	0	0.0	0.0
2011	11	0	0	0	0	0.0	0.0
TOTAL	33	1	0	0	0	0.0	0.0

ALL PURPOSE	g	rush	rcv	pr	kr	ir	total	avg/g
2009	11	0	417	0	0	0	417	37.9
2010	11	0	375	0	0	0	375	34.1
2011	11	0	493	0	0	0	493	44.8
TOTAL	33	0	1285	0	0	0	1285	38.9

TACKLES	g	ua	a	total	tfl	pd	ff	fr	blk
2009	11	0	0	0	0.0-0	0	0	0	0
2010	11	9	4	13	0.0-0	0	0	0	0
2011	11	2	3	5	0.0-0	0	0	0	0
TOTAL	33	11	7	18	0.0-0	0	0	0	0

#35 Stefan Mills Single-Game Highs

Yards Rushing:	100 (27 carries) at Texas A&M-Kingsville; Oct. 24, 2009
Carries:	27 at Texas A&M-Kingsville; Oct. 24, 2009
Longest run:	27 vs Incarnate Word; Nov. 7, 2009
Receptions:	6 vs Midwestern State; Oct. 31, 2009, vs Tarleton State; Oct. 17, 2009
Receiving Yards:	95 (6 catches); vs Midwestern State; Oct. 31, 2009
Longest Reception:	35 yards vs #13 Midwestern State; Sept. 11, 2010

Individual Career History

Stefan Mills

RUSHING	g	att	yards	td	long	avg/c	avg/g
2009	9	60	225	2	27	3.8	25.0
2010	11	21	74	1	13	3.5	6.7
2011	1	2	16	1	12	8.0	16.0
TOTAL	21	83	315	4	27	3.8	15.0

TOTAL OFFENSE	g	rush	pass	total	avg/g
2009	9	225	0	225	25.0
2010	11	74	0	74	6.7
2011	1	16	0	16	16.0
TOTAL	21	315	0	315	15.0

RECEIVING	g	rec	yards	td	long	rec/g	avg/c	avg/g
2009	9	20	177	2	21	2.2	8.9	19.7
2010	11	21	202	0	35	1.9	9.6	18.4
2011	1	3	18	0	17	3.0	6.0	18.0
TOTAL	21	44	397	2	35	2.1	9.0	18.9

SCORING	g	td	rush	rcv	ret	pat	2pat	fg	total	avg/g
2009	9	4	2	2	0	0	0	0	24	2.7
2010	11	1	1	0	0	0	0	0	6	0.5
2011	1	1	1	0	0	0	1	0	8	8.0
TOTAL	21	6	4	2	0	0	1	0	38	1.8

ALL PURPOSE	g	rush	rcv	pr	kr	ir	total	avg/g
2009	9	225	177	0	0	0	402	44.7
2010	11	74	202	0	0	0	276	25.1
2011	1	16	18	0	0	0	34	34.0
TOTAL	21	315	397	0	0	0	712	33.9

TACKLES	g	ua	a	total	tfl	pd	ff	fr	blk
2009	9	0	3	3	0.0-0	0	0	0	0
2010	11	1	4	5	0.0-0	0	0	0	0
2011	1	0	0	0	0.0-0	0	0	0	0
TOTAL	21	1	7	8	0.0-0	0	0	0	0

#18 De'Coreyon Thomas Single-Game Highs

Yards Rushing:	56 (11 carries) at #24 West Texas A&M; Oct. 22, 2011
Carries:	11 at #24 West Texas A&M; Oct. 22, 2011, at Angelo State; Oct. 1, 2011
Longest run:	26 at #24 West Texas A&M; Oct. 22, 2011
Receptions:	9 at #8 Northwest Missouri State; Oct. 15, 2011
Receiving Yards:	54 at #8 Northwest Missouri State; Oct. 15, 2011
Longest Reception:	27 yards at #8 Northwest Missouri State; Oct. 15, 2011

Individual Career History

De'Coreyon Thomas

RUSHING	g	att	yards	td	long	avg/c	avg/g
2010	2	1	4	0	4	4.0	2.0
2011	6	42	174	0	26	4.1	29.0
TOTAL	8	43	178	0	26	4.1	22.2

TOTAL OFFENSE	g	rush	pass	total	avg/g
2010	2	4	0	4	2.0
2011	6	174	0	174	29.0
TOTAL	8	178	0	178	22.2

RECEIVING	g	rec	yards	td	long	rec/g	avg/c	avg/g
2010	2	0	0	0	0	0.0	0.0	0.0
2011	6	24	99	0	27	4.0	4.1	16.5
TOTAL	8	24	99	0	27	3.0	4.1	12.4

KICK RETURNS	g	no.	yards	td	long	avg/r	avg/g
2010	2	2	38	0	21	19.0	19.0
2011	6	8	162	0	33	20.2	27.0
TOTAL	8	10	200	0	33	20.0	25.0

ALL PURPOSE	g	rush	rcv	pr	kr	ir	total	avg/g
2010	2	4	0	0	38	0	42	21.0
2011	6	174	99	0	162	0	435	72.5
TOTAL	8	178	99	0	200	0	477	59.6

TACKLES	g	ua	a	total	tfl	pd	ff	fr	blk
2010	2	0	0	0	0.0-0	0	0	0	0
2011	6	1	0	1	0.0-0	0	0	0	0
TOTAL	8	1	0	1	0.0-0	0	0	0	0

#12 Wesley Wood Single-Game Highs

LSC Offensive Player of the Week: Oct. 3, 2011

LSC North Offensive Player of the Week: Aug. 30, 2010

Yards Passing: 437 (44-73-437, 5 TD's, 2 INTs) vs Texas A&M-Commerce, Sept. 25, 2010
 Total Offense: 449 yards vs Texas A&M-Commerce, Sept. 25, 2010
 Completions: 44 vs Texas A&M-Commerce, Sept. 25, 2010
 Pass Attempts: 74 (41-74-320, 3 TD's, 4 INTs) vs #13 Tarleton State, Oct. 17, 2009
 Touchdown Passes: 7 vs Southern Nazarene; Aug. 28, 2010
 Longest Pass: 97 yards at Angelo State; Oct. 1, 2011
 Interceptions: 5 vs #13 Midwestern State, Sept. 11, 2010
 Times Sacked: 6 at Oklahoma Panhandle; Sept. 17, 2011
 vs New Mexico Highlands, Sept. 3, 2011

Rushing Yards: 69 vs Southeastern Oklahoma State; Oct. 30, 2010
 Rushing Touchdowns: 2 vs New Mexico Highlands, Sept. 3, 2011
 Longest Rush: 39 yards vs Tarleton State; Sept. 23, 2011

Punts 6 vs #4 Abilene Christian; Oct. 23, 2010
 Punting yards 188 vs #4 Abilene Christian; Oct. 23, 2010

Individual Career History

Wesley Wood

RUSHING	g	att	yards	td	long	avg/c	avg/g
2009	7	13	13	0	17	1.0	1.9
2010	11	122	396	3	38	3.2	36.0
2011	11	128	259	6	39	2.0	23.5
TOTAL	29	263	668	9	39	2.5	23.0

PASSING	g	cmp-att-int	yards	td	long	pct	avg/p	avg/g	effic
2009	7	55-98-6	492	5	51	56.1	5.0	70.3	102.9
2010	11	331-541-22	3313	30	60	61.2	6.1	301.2	122.8
2011	11	287-442-13	2711	22	97	64.9	6.1	246.5	127.0
TOTAL	29	673-1081-41	6516	57	97	62.3	6.0	224.7	122.7

TOTAL OFFENSE	g	rush	pass	total	avg/g
2009	7	13	492	505	72.1
2010	11	396	3313	3709	337.2
2011	11	259	2711	2970	270.0
TOTAL	29	668	6516	7184	247.7

SCORING	g	td	rush	rcv	ret	pat	2pat	fg	total	avg/g
2009	7	0	0	0	0	0	0	0	0	0.0
2010	11	3	3	0	0	0	0	0	18	1.6
2011	11	6	6	0	0	0	0	0	36	3.3
TOTAL	29	9	9	0	0	0	0	0	54	1.9

ALL PURPOSE	g	rush	rcv	pr	kr	ir	total	avg/g
2009	7	13	0	0	0	0	13	1.9
2010	11	396	0	0	0	0	396	36.0
2011	11	259	0	0	0	0	259	23.5
TOTAL	29	668	0	0	0	0	668	23.0

PUNTING	g	no.	yards	long	avg
2009	7	1	25	25	25.0
2010	11	13	443	45	34.1
2011	11	18	567	54	31.5
TOTAL	29	32	1035	54	32.3

Wagon Wheel/Blackwater Draw



The Blackwater Draw Museum is very close to Greyhound Stadium.

Few college football teams have a home field advantage like Eastern New Mexico.

The Greyhounds play within visual distance of ENMU's Blackwater Draw Museum and just a few miles from the Blackwater Draw archaeological site.

The "Curse of Blackwater Draw" has been blamed by opponents for many home wins by the Hounds. Newspapers in New Mexico and Texas often list Blackwater Draw as the dateline for ENMU's home games.

Blackwater Draw is a significant site for the study of Clovis Culture, and is also a key site for Folsom Culture research. Both groups hunted game and gathered plants and roots. Humans arrived at the site at least 11,000 years ago.

At one time there was a large pond near the Blackwater Draw site that was probably a major watering hole for animals. Several mammoth skeletons have been found, along with those of Bison Antiquus.

The Curse of Blackwater Draw

(Key games at Greyhound Stadium since 1985, when ENMU joined the Lone Star Conference)

Note: Non-conference games are included

Date	Opponent	Result
Oct. 5, '85	Texas Lutheran (OT)	W, 27-24
Nov. 16, '85	Angelo State	W, 26-24
Nov. 8, '86	Texas A&I	W, 34-28
Oct. 17, '87	Angelo State	W, 18-0
Oct. 31, '87	East Texas State	W, 34-12
Sep. 30, '89	Angelo State	W, 30-20
Oct. 21, '89	East Texas State	W, 45-28
Nov. 4, '89	West Texas State	W, 21-17
Nov. 10, '90	Central State (OK)	W, 12-7
Oct. 12, '91	Angelo State	W, 13-12
Oct. 26, '91	East Texas State	W, 17-14
Oct. 23, '93	East Texas State	W, 15-0
Nov. 12, '94	Central Oklahoma	T, 13-13
Oct. 7, '95	Angelo State	T, 10-10
Nov. 4, '95	West Texas A&M	W, 10-7
Sept. 13, '97	N.M. Highlands	W, 34-31
Oct. 25, '97	TAMU-Commerce	W, 10-9
Nov. 6, '99	West Texas A&M	W, 24-16
Sept. 23, '00	Central Oklahoma	W, 21-16
Oct. 28, '00	Tarleton State	W, 34-27
Oct. 20, '01	Texas A&M-Commerce	W, 28-20
Nov. 2, '02	Texas A&M-Kingsville	W, 37-34
Sept. 25, '04	Abilene Christian	W, 28-21
Oct. 9, '04	West Texas A&M	W, 21-20
Oct. 28, '06	Texas A&M-Kingsville	W, 37-14
Sept. 6, '07	Northeastern State	W, 14-10
Sept. 19, '09	Texas A&M-Commerce	W, 76-56
Sept. 25 '10	Texas A&M-Commerce	W, 44-21

The winner of the Eastern New Mexico University-West Texas A&M University football game receives the traveling Wagon Wheel Trophy. The annual battle for the Wagon Wheel began in 1986, when the teams resumed play 41 years after the first game in 1945. Since 1986, ownership of the wheel has been contested every year except 1991, when West Texas A&M did not compete in football. The teams have not met since the 2009 season, when the Buffaloes claimed a 34-24 game in the freezing rain, in Canyon, Texas. ENMU trails in the Wagon Wheel series, 13-11 (14-11 all-time).

Wagon Wheel Wins:

ENMU 11, West Texas 12

- 1986 at West Texas 50, Eastern N.M. 3
- 1987 West Texas 29, at Eastern N.M. 7
- 1988 at West Texas 34, Eastern N.M. 15
- 1989 at Eastern N.M. 21, West Texas 17
- 1990 Eastern N.M. 32, at West Texas 0
- 1992 Eastern N.M. 56, at West Texas 0
- 1993 West Texas 35, at Eastern N.M. 34
- 1994 Eastern N.M. 48, at West Texas 38
- 1995 at Eastern N.M. 10, West Texas 7
- 1996 Eastern N.M. 31, at West Texas 21
- 1997 West Texas 35, at Eastern N.M. 34 (OT)
- 1998 at West Texas 13, Eastern N.M. 10
- 1999 at Eastern N.M. 24, West Texas 16
- 2000 Eastern N.M. 49, at West Texas 21
- 2001 @ Eastern N.M. 41, West Texas 27
- 2002 Eastern N.M. 27, @ West Texas 16
- 2003 West Texas 49, @ Eastern N.M. 23
- 2004 @ Eastern N.M. 21, West Texas 20
- 2005 at West Texas 52, Eastern N.M. 51 OT
- 2006 West Texas 21, at Eastern N.M. 14
- 2007 at West Texas 61, Eastern N.M. 31
- 2008 West Texas 51, at Eastern N.M. 27
- 2009 at West Texas 34, Eastern N.M. 24
- 2011 at West Texas 52, Eastern N.M. 21

First Game in Overall Series

1945 at West Texas 57, Eastern N.M. 6

All-Time Series Wins:

ENMU 11, West Texas 14



**1999
ENMU, 24-16
Greyhound
Stadium**

**2000
ENMU, 49-21
Canyon,
Texas**



**2001
ENMU, 41-27
Greyhound
Stadium**



**2002
ENMU, 27-16
Canyon,
Texas**



**2004
ENMU, 21-20
Greyhound
Stadium**

Eastern New Mexico University's Blackwater Draw archaeological site has resulted in the discovery of skeletal remains from such animals as Bison Antiquus (left) and the mammoth (right).

The Blackwater Draw site is one of the most significant locations in the United States for the study of life roughly 11,000 years ago.




Greyhound Coaching Records

Coach	Years	Seasons	Record	Pct.
"Tiny" Reed	1934	1	7-0-2	.889
Jerry Dalrymple	1935	1	7-4-0	.636
Al Garten	1936-37,39-53	14	66-62-4	.515
R.P. Terrell	1938	1	3-5-2	.400
Carl Richardson	1954-63	10	57-37-3	.603
B.B. Lees	1964-66	3	9-18-1	.339
Howard White	1967-69	3	8-20-1	.293
Jack Scott	1970-77	8	40-41-2	.494
Dunny Goode	1978-82	5	21-29-1	.422
Bill Kelly	1983-84	2	13-7-1	.643
Don Carthel	1985-91	7	44-28-1	.610
Howard Stearns	1992-93	2	6-13-1	.325
Harold "Bud" Elliott	1994-2004	11	68-49-2	.580
Mark Ribaudo	2005-2011	7	25-51-0	.329
Josh Lynn	2012-Present	-	0-0	-

Seasons: 75

All-Time Record: 374-364-21 (.507)



Coach Bud Elliott was the winningest coach in ENMU football history

Al Garten led Eastern to 66 wins and was inducted into the Hall of Honors in 1984



Al Garten



Mark Ribaudo coached the Greyhounds from 2005-2011

Greyhound Year by Year

1934	7-0-2	First Season, ENMU goes undefeated
1935	7-4	Unbeaten streak reaches 10, before first loss
1936	5-5	ENMU drops season finale for first time
1937	7-2-1	Tie in season opener marks first ever non win to begin a season
1938	3-5-2	Second straight season opening tie
1939	7-3	Six season in, ENMU drops opener for the first time
1940	4-6	First four games of season all on the road
1941	1-8	
1942-1944		No team fielded due to World War II
1945	0-6	
1946	1-7-1	Third season opening tie in school history
1947	5-4	First season opening win since Sept. 26, 1936
1948	6-3	First back-to-back winning seasons since first two seasons
1949	6-4-1	First three-season winning streak
1950	5-5	Nebraska St. edges ENMU in season finale to snap streak
1951	8-1	ENMU defeats NM Military Inst. in finale to set single season win record
1952	7-1-1	
1953	4-7	
1954	6-3	
1955	5-4	
1956	7-3	
1957	9-0-1	Unbeaten Greyhounds snap single season win record, post first four-season win streak
1958	3-6-1	ENMU's 74 points against Omaha University sets a school record
1959	4-6	
1960	4-5	
1961	5-4-1	Greyhounds win three of last four to post first winning season in four years
1962	7-3	
1963	7-3	
1964	4-5	ENMU finishes one game under .500, despite outscoring opposition 233-154
1965	3-6-1	
1966	2-7	Greyhounds win two of three in October
1967	3-6	ENMU's 128 points in final two games sets a record for scoring in back-to-back games
1968	4-5-1	Greyhounds denied winning record in one-point loss in season finale
1969	1-9	
1970	2-8	
1971	4-5-1	Greyhounds win three of last four
1972	2-8	
1973	6-4	ENMU emphatically wins season finale, 38-3 to snap nine-year losing streak
1974	7-4	
1975	8-3	Greyhounds open season 5-0
1976	7-3-1	ENMU matches school record four consecutive winning seasons
1977	4-6	Greyhounds close season on three-game winning streak

Greyhound Year by Year

1978	5-6	Fort Hays State defeats ENMU in finale, 14-6, to deny Greyhounds 21st winning season in program history
1979	4-6	
1980	2-7-1	
1981	6-4	ENMU posts 21st winning season
1982	4-6	Greyhounds win two of first three games
1983	8-2-1	Greyhounds reach NAIA Division I Playoffs, falling at Mesa College, 35-9. ENMU's 306 points sets a team record
1984	5-5	
1985	5-5; LSC 3-2	ENMU joins Lone Star Conference- posts winning conference record
1986	8-3; LSC 3-3	Greyhounds post 317 points, setting a new record
1987	9-2; LSC 4-2	Nine wins sets new single season mark, as does four Lone Star wins
1988	2-8; LSC 0-6	
1989	7-3; LSC 5-2	First five-win season for ENMU in Lone Star
1990	6-4; LSC 5-2	
1991	7-3; LSC 5-1	Lone Star Conference Champions, 15-5 record in Lone Star over three years
1992	5-5; LSC 3-3	
1993	1-8; LSC 1-4	Greyhounds fall in Wagon Wheel by one, 35-34
1994	6-4-1; LSC 1-3-1	ENMU wins Wagon Wheel on the road, 48-38, setting a season high for points
1995	6-4-1; LSC 1-3-1	Second straight Wagon Wheel victory
1996	3-8; LSC 2-5	Third consecutive Wagon Wheel
1997	5-6; LSC 3-6	Lost Wagon Wheel, 35-34, in overtime
1998	8-3; LSC South 6-3	Beginning of eight season winning streak, First 300+ point season in more than a decade
1999	6-4; LSC South 4-2	LSC South Division Co-Champions
2000	6-4; LSC South 4-2	Repeat as LSC South Co-Champions
2001	6-4; LSC South 2-4	
2002	8-2; LSC South 4-2	ENMU notches series-record Fourth Straight Wagon Wheel; Greyhounds set new mark for single season points, scoring 339
2003	6-5; LSC South 2-4	
2004	6-5; LSC South 4-2	
2005	5-6; LSC South 2-4	
2006	3-7; LSC South 1-5	
2007	5-6; LSC South 0-6	Hounds Open 4-1, appear in three straight AFCA National Polls
2008	2-9; LSC South 0-6	Hounds debut spread offense
2009	3-8; LSC South 0-6	Hounds obliterate ENMU and NCAA Record Book
2010	5-6; LSC North 3-3	Hounds eclipse team scoring record with 380 points
2011	2-9; LSC 1-7	Hounds win in San Angelo for first time since 2004

Greyhound Yearly Results

1934 (7-0-2) Coach: "Tiny" Reed Independent

DATE	ENMU	OPP
Sep. 28	19	Camp Roosevelt 0
Oct. 6	27	!N.M. A&M Freshmen 0
Oct. 12	6	@New Mexico Normal 6
Oct. 26	14	@New Mexico Freshmen 7
Nov. 2	6	WTSTC Freshmen 0
Nov. 16	19	Wayland Junior College 0
Nov. 19	12	Camp Roosevelt 0
Nov. 21	7	@N.M. Teachers College 7
Nov. 28	28	Altus Junior College 0
	138	20

First Season of football at ENMU, team goes undefeated under head coach "Tiny" Reed

1935 (7-4) Coach: Jerry Dalrymple N.M. Athletic Conference

DATE	ENMU	OPP
Sep. 21	35	Price College 0
Sep. 29	0	@New Mexico A & M 34
Oct. 14	12	@N.M. Normal-Clovis 6
Oct. 11	0	Amarillo Junior College 7
Oct. 18	0	@TX Tech Fresh.-Clovis 7
Oct. 25	20	Canyon Freshmen 0
Nov. 1	0	Capitol Hill Jr. College 6
Nov. 11	13	!New Mexico Freshman 0
Nov. 16	3	@N.M. Military Inst. 0
Nov. 22	49	@Wayland Jr. College 0
Nov. 28	14	@Altus Junior College 12
	146	72

Undefeated Streak reaches 10 games before first loss

1936 (5-5) Coach: Al Garten N.M. Athletic Conference

DATE	ENMU	OPP
Sep. 26	7	Hardin-Simmons Fresh. 6
Oct. 3	19	@N. Mexico Freshmen 0
Oct. 10	55	Trinidad Junior College 0
Oct. 16	19	@Capitol Hill J.C. 0
Oct. 24	0	@New Mexico Normal 3
Oct. 31	6	N.M. Military Inst. 25
Nov. 7	0	Panhandle A&M 13
Nov. 11	6	!WTSTC Freshmen 0
Nov. 22	0	@TX Tech Freshmen 29
Nov. 27	6	N.M. Teachers College 16
	118	92

1937 (7-2-1) Coach: Al Garten N.M. Athletic Conference

DATE	ENMU	OPP
Sep. 26	0	@Panhandle A&M 0
Oct. 1	9	N.M. Freshmen-Clovis 0
Oct. 9	20	@Trinidad Jr. College 0
Oct. 16	26	St. Mary's (Texas) 0
Oct. 22	29	@WTSTC Freshmen 2
Oct. 30	21	!N.M. Military Inst. 20
Nov. 5	1	!New Mexico Normal 0
Nov. 13	0	Altus Junior College 13
Nov. 20	41	@St. Regis 12
Nov. 27	7	@N.M. Teachers Coll. 13
	154	60

Tie in season opener marks first season without a victory to start the season

1933 (3-5-2) Coach: R.P. Terrell Inter-Mountain J.C.A.C.

DATE	ENMU	OPP
Sep. 23	0	Hardin-Simmons Fresh. 0
Oct. 1	7	WTSTC Freshmen 38
Oct. 8	7	N.M. Military Inst. 26
Oct. 15	31	Trinidad J.C. 0
Oct. 21	21	@Pueblo J.C. 12
Oct. 29	6	@Panhandle A&M 7
Nov. 5	6	Fort Lewis Jr. College 6
Nov. 12	7	!N.M. Teachers College 9
Nov. 19	20	St. Regis 0
Nov. 24	0	@Altus Junior College 20
	105	118

1939 (7-3) Coach: Al Garten Inter-Mountain J.C.A.C.

DATE	ENMU	OPP
Sep. 22	0	@Cameron Jr. College 20
Oct. 6	0	NMU B Team 13
Oct. 14	13	!N.M. Military Inst. 12
Oct. 20	42	Fort Lewis Jr. College 7
Oct. 27	35	@Pueblo Junior College 0
Nov. 3	7	Panhandle A&M 6
Nov. 11	7	@N.M. Teachers Coll. 19
Nov. 17	16	Southwestern Teachers 12
Nov. 24	42	@Trinidad Jr. College 0
Nov. 28	25	Dodge City Jr. College 0
	187	89

Six seasons in, Eastern drops season opener for the first time

1940 (4-6) Coach: Al Garten N.M. Athletic Conference

DATE	ENMU	OPP
Sep. 19	0	@Cameron JC-Clovis 25
Sep. 28	21	@Adams State Teachers 6
Oct. 5	9	@Panhandle A&M 6
Oct. 12	0	@N.M. Military Inst. 6
Oct. 19	12	!New Mexico Normal 0
Oct. 26	6	@Reno Nevada Univ. 40
Nov. 2	14	Wayland College 6
Nov. 9	0	@Southwest Oklahoma 12
Nov. 14	0	New Mexico Teachers 6
Nov. 28	0	Northwestern Oklahoma 13
	62	120

1941 (1-3) Coach: Al Garten N.M. Athletic Conference

DATE	ENMU	OPP
Sep. 20	0	@Arizona State College 32
Sep. 26	0	@McMurry College 36
Oct. 3	0	@Okla. City Univ. 25
Oct. 11	0	!St. Mary's (Texas) 54
Oct. 18	13	N.M. Military Inst. 14
Nov. 8	7	@New Mexico Highlands 13
Nov. 15	40	Adams State 6
Nov. 20	6	@N. Mexico Teachers 13
Nov. 28	0	@Northwestern Okla. 38
	66	231

1942, 1943 and 1944
No team fielded due to World War II

1945 (0-6) Coach: Al Garten N.M. Athletic Conference

DATE	ENMU	OPP
Sep. 15	7	@W. TX St. Teachers 56
Sep. 22	0	@New Mexico 78
Sep. 29	0	@Arizona State College 39
Oct. 6	0	Colo. College of Ed. 26
Oct. 13	0	@N.M. Military Inst. 31
Oct. 20	6	@Colo. College of Ed. 69
	13	299

1946 (1-7-1) Coach: Al Garten N.M. Athletic Conference

DATE	ENMU	OPP
Sep. 21	0	Panhandle A&M 0
Sep. 28	7	@McMurry College 43
Oct. 4	0	@Adams State 26
Oct. 12	0	@New Mexico Teachers 7
Oct. 19	13	New Mexico Highlands 7
Oct. 26	0	@Sul Ross 32
Nov. 8	7	@Ariz. State Coll.-Clovis 33
Nov. 16	12	Southwestern Teachers 47
Nov. 23	7	N.M. Military Inst. 14
	48	209

1947 (5-4) Coach: Al Garten N.M. Athletic Conference

DATE	ENMU	OPP
Sep. 19	34	Sterling College 13
Sep. 28	13	@Panhandle A&M 0
Oct. 4	7	Sul Ross 46
Oct. 10	27	@New Mexico Highlands 6
Oct. 18	6	Adams State 19
Nov. 2	15	!New Mexico Teachers 7
Nov. 8	14	@Gila Junior College 13
Nov. 15	0	@Southwestern Oklahoma 33
Nov. 22	6	@N.M. Military Inst. 27
	122	164

First season opening victory since Sept. 26, 1936

1943 (6-3) Coach: Al Garten N.M. Athletic Conference

DATE	ENMU	OPP
Sep. 25	20	Panhandle A&M 0
Oct. 2	0	@Sul Ross 52
Oct. 9	13	!New Mexico Highlands 7
Oct. 16	7	@Adams State 32
Oct. 23	19	St. Michael's College 0
Oct. 30	13	@New Mexico Teachers 7
Nov. 6	0	East Central Oklahoma 27
Nov. 13	47	@McPherson College 0
Nov. 20	32	N.M. Military Inst. 19
	151	144

First back-to-back winning seasons since the program's first two seasons

1949 (6-4-1) Coach: Al Garten N.M. Athletic Conference

DATE	ENMU	OPP
Sep. 10	0	@Hardin College 45
Sep. 17	34	McPherson College 0
Sep. 24	6	@Panhandle A&M 0
Oct. 1	0	Sul Ross 40
Oct. 8	6	@New Mexico Highlands 14
Oct. 15	13	!Adams State 13
Oct. 22	14	@St. Michael's College 0
Oct. 29	21	New Mexico Western 20
Nov. 5	12	@East Central Okla. 13
Nov. 12	13	Daniel Baker 7
Nov. 19	32	@N.M. Military Inst. 14
	151	166

1950 (5-5) Coach: Al Garten N.M. Athletic Conference

DATE	ENMU	OPP
Sep. 16	0	@Abilene Christian Col. 39
Sep. 23	6	Panhandle A&M 13
Sep. 29	13	@Central Oklahoma 33
Oct. 7	28	New Mexico Highlands 6
Oct. 14	6	@Colorado College 7
Oct. 21	35	@Adams State 7
Oct. 28	14	@New Mexico Western 7
Nov. 4	19	!St. Michael's College 2
Nov. 11	28	N.M. Military Inst. 7
Nov. 18	13	Nebraska St. Teachers 20
	162	141

1951 (3-1) Coach: Al Garten N.M. Athletic Conference

DATE	ENMU	OPP
Sep. 22	32	@Panhandle A&M 6
Sep. 29	31	Central Oklahoma 0
Oct. 6	33	@New Mexico Highlands 13
Oct. 13	40	Adams State 0
Oct. 20	19	@Humboldt State 6
Oct. 27	59	New Mexico Western 19
Nov. 3	7	!Colorado Mines 0
Nov. 10	7	@Peru State 19
Nov. 17	32	@N.M. Military Inst. 14
	260	77

1952 (7-1-1) Coach: Al Garten N.M. Athletic Conference

DATE	ENMU	OPP
Sep. 13	14	Southwestern Oklahoma 6
Sep. 20	19	Panhandle A&M 14
Sep. 27	21	@Arizona State College 7
Oct. 4	7	McMurry College 7
Oct. 11	12	@Adams State 19
Oct. 17	20	@Colorado Mines 7
Oct. 25	27	@New Mexico Western 14
Nov. 1	34	!New Mexico Highlands 7
Nov. 15	13	N.M. Military Inst. 6
	167	87

Greyhound Yearly Results

1953 (4-7) Coach: Al Garten N.M. Athletic Conference

DATE	ENMU	OPP
Sep. 10	0 @Southwestern Oklahoma	19
Sep. 19	20 @Panhandle A&M	24
Sep. 26	20 Arizona State College	0
Oct. 3	6 @McMurry College	25
Oct. 10	36 Adams State	18
Oct. 17	29 @Southwest Missouri	12
Oct. 24	21 New Mexico Western	24
Oct. 31	47 @New Mexico Highlands	14
Nov. 7	7 !Kansas State	19
Nov. 14	6 @N.M. Military Inst.	7
Dec. 19	26 @Mexico City All-Stars	45
	218	207

1954 (6-3) Coach: Carl Richardson Texas Conference

DATE	ENMU	OPP
Sep. 18	13 Southwestern Oklahoma	7
Sep. 24	14 @Southeast Kansas	7
Oct. 1	20 @Notre Dame-Canada	6
Oct. 9	37 @Adams State	6
Oct. 16	34 !College of Idaho	12
Oct. 23	13 @Howard Payne Col.	38
Oct. 30	13 McMurry College	55
Nov. 6	13 @Sam Houston State	26
Nov. 13	27 N.M. Military Inst.	0
	184	157

1955 (5-4) Coach: Carl Richardson Texas Conference

DATE	ENMU	OPP
Sep. 17	34 @College of Idaho	6
Sep. 24	19 Washburn University	12
Oct. 1	0 @Southwestern Oklahoma	6
Oct. 8	13 Adams State	21
Oct. 15	13 Midwestern University	6
Oct. 22	0 !Howard Payne College	33
Oct. 29	0 @McMurry College	25
Nov. 5	48 Corpus Christi Univ.	13
Nov. 12	18 @N.M. Military Inst.	0
	145	122

1956 (7-3) Coach: Carl Richardson Independent

DATE	ENMU	OPP
Sep. 15	34 Colorado College	6
Sep. 22	13 @Washburn University	0
Sep. 29	35 New Mexico Western	19
Oct. 6	28 @Corpus Christi Univ.	0
Oct. 13	13 !College of Idaho	7
Oct. 22	0 @Howard Payne Col.	22
Oct. 27	7 @Air Force Academy	34
Nov. 3	59 @Adams State	14
Nov. 10	0 Southwestern Oklahoma	7
Nov. 17	28 @Colorado Western	19
	217	128

1957 (9-0-1) Coach: Carl Richardson Independent

DATE	ENMU	OPP
Sep. 14	7 @New Mexico Western	0
Sep. 20	7 Colorado State College	3
Sep. 28	38 @Colorado College	7
Oct. 4	36 Washburn University	34
Oct. 12	19 @Omaha University	13
Oct. 19	27 Los Angeles State	0
Oct. 26	28 @Austin College	14
Nov. 2	47 !Adams State	6
Nov. 9	14 @Southwestern Oklahoma	14
Nov. 16	19 @Colorado Western	12
	242	103

1958 (3-6-1) Coach: Carl Richardson Independent

DATE	ENMU	OPP
Sep. 20	6 @Colorado Western	16
Sep. 27	0 Sul Ross State	6
Oct. 3	0 @Washburn University	26
Oct. 11	74 !Omaha University	6
Oct. 18	0 @Corpus Christi	21
Oct. 25	13 Austin College	7
Oct. 31	13 @Adams State	6
Nov. 8	7 Southwestern Oklahoma	7
Nov. 15	6 @Colorado State	16
Nov. 22	27 McMurry College	42
	146	153

74 points against Omaha sets scoring record

1959 (4-6) Coach: Carl Richardson Independent

DATE	ENMU	OPP
Sep. 18	7 Central Oklahoma	20
Sep. 26	27 @Sul Ross	22
Oct. 2	31 Washburn University	14
Oct. 11	0 @Cal Poly-SLO	55
Oct. 17	20 !Corpus Christi	33
Oct. 24	0 @New Mexico Western	19
Oct. 31	7 Adams State	20
Nov. 7	7 @Southwestern Oklahoma	6
Nov. 14	12 Colorado Western	7
Nov. 21	0 @McMurry College	51
	111	247

1960 (4-5) Coach: Carl Richardson Independent

DATE	ENMU	OPP
Sep. 16	0 @Central Oklahoma	27
Sep. 23	7 Sul Ross	20
Sep. 20	12 @Washburn University	21
Oct. 8	25 Fort Hays State	0
Oct. 21	38 New Mexico Western	7
Oct. 28	14 @Adams State	31
Nov. 5	27 !Southwestern Oklahoma	0
Nov. 12	7 @Northwestern Oklahoma	27
Nov. 19	34 Arizona State College	14
	164	147

1961 (5-4-1) Coach: Carl Richardson Independent

DATE	ENMU	OPP
Sep. 16	6 Central Oklahoma	13
Sep. 23	9 @Sul Ross	28
Sep. 30	32 Adams State	13
Oct. 7	19 #@Fort Hays State	19
Oct. 14	42 !Tarleton State	20
Oct. 21	9 @Colorado Western	10
Oct. 23	17 Texas Lutheran	14
Nov. 4	14 @Southwestern Oklahoma	0
Nov. 11	42 NW Oklahoma-Clovis	6
Nov. 18	14 @Arizona State College	33
	204	156

Greyhounds win three of last four games to post first winning season in four years

1962 (7-3) Coach: Carl Richardson Independent

DATE	ENMU	OPP
Sep. 14	6 @Central Oklahoma	25
Sep. 22	16 Sul Ross	6
Sep. 29	19 @Adams State	24
Oct. 6	13 Tarleton State	7
Oct. 13	32 @Western New Mexico	0
Oct. 20	23 !Colorado Western	7
Oct. 27	30 @Texas Lutheran	38
Nov. 3	20 %Southwestern Oklahoma	0
Nov. 10	54 @Northwestern Oklahoma	0
Nov. 17	19 Ariz. St. College-Clovis	0
	232	107

1963 (7-3) Coach: Carl Richardson Independent

DATE	ENMU	OPP
Sep. 14	0 @New Mexico State	21
Sep. 21	6 @Sul Ross	17
Sep. 28	23 Adams State	14
Oct. 5	33 Tarleton State-Clovis	6
Oct. 12	40 Western New Mexico	7
Oct. 26	34 Texas Lutheran	7
Nov. 2	14 @Southwestern Oklahoma	6
Nov. 9	27 !Northwestern Oklahoma	35
Nov. 16	6 #@Arizona St. College	15
Nov. 23	40 %Central Oklahoma	21
	223	149

1964 (4-5) Coach: B.B. Lees Independent

DATE	ENMU	OPP
Sep. 19	13 Sul Ross	7
Sep. 26	21 @Adams State	26
Oct. 2	34 @Central Oklahoma	35
Oct. 10	41 @Western New Mexico	0
Oct. 24	7 @Texas Lutheran	26
Oct. 31	0 New Mexico State	20
Nov. 7	20 !Southwestern Oklahoma	23
Nov. 14	39 Arizona State College	17
Nov. 21	58 @Northwestern Oklahoma	0
	233	154

1965 (3-6-1) Coach: B.B. Lees Independent

DATE	ENMU	OPP
Sep. 18	25 @Sul Ross	28
Sep. 25	20 Tarleton State	12
Oct. 2	26 Central Oklahoma	7
Oct. 9	47 Western New Mexico	12
Oct. 16	28 @Colorado State	28
Oct. 23	28 Omaha University	48
Oct. 30	7 @New Mexico State	41
Nov. 6	7 @Southwestern Oklahoma	28
Nov. 13	14 @Arizona State College	41
Nov. 20	13 !Northwestern Oklahoma	19
	215	264

1966 (2-7) Coach: B.B. Lees Independent

DATE	ENMU	OPP
Sep. 17	7 Sul Ross	21
Oct. 1	6 @Central Oklahoma	21
Oct. 8	39 @New Mexico Western	7
Oct. 15	6 %Colorado St. College	7
Oct. 22	23 @University of Omaha	0
Oct. 29	13 New Mexico State	50
Nov. 5	6 !Southwestern Oklahoma	21
Nov. 12	14 Northern Arizona	21
Nov. 19	7 @Northwestern Oklahoma	17
	121	165

1967 (3-6) Coach: Howard White Independent

DATE	ENMU	OPP
Sep. 16	0 @Sul Ross	34
Sep. 23	7 @Northern Arizona	0
Sep. 30	0 Central Oklahoma	22
Oct. 7	19 %New Mexico Western	21
Oct. 14	15 @Colorado State College	24
Oct. 28	3 @Abilene Christian	27
Nov. 4	0 @Southwestern Oklahoma	20
Nov. 11	60 Arkansas A&M	28
Nov. 18	66 !Northwestern Oklahoma	20
	170	196

126 combined points in final two games is most scored in consecutive games

1968 (4-5-1) Coach: Howard White Independent

DATE	ENMU	OPP
Sep. 14	7 Sul Ross	20
Sep. 28	26 Panhandle State	28
Oct. 5	20 @Central Oklahoma	19
Oct. 12	15 @Adams State	29
Oct. 19	21 %Colorado State College	7
Oct. 26	24 @Angelo State	0
Nov. 2	26 Abilene Christian	14
Nov. 9	17 !Northern Arizona	35
Nov. 16	7 @Northwestern Oklahoma	7
Nov. 23	20 Southwestern Oklahoma	21
	183	180

Greyhound Yearly Results

1969 (1-9) Coach: Howard White Independent

DATE	ENMU	OPP
Sep. 20	20 @Arkansas State	53
Sep. 27	19 @Panhandle State	21
Oct. 4	37 #Central State College	20
Oct. 11	26 #Adams State College	7
Oct. 18	14 @Colorado St. College	28
Oct. 25	8 Angelo State	34
Nov. 1	13 @Abilene Christian	42
Nov. 8	20 @Northern Arizona	48
Nov. 22	51 !Northernwestern State	9
Nov. 25	0 @Southwestern State	66
	208	328

1970 (2-3) Coach: Jack Scott Independent

DATE	ENMU	OPP
Sep. 19	13 Sul Ross State	35
Sep. 26	16 @TX Lutheran College	3
Oct. 3	14 Hiram Scott College	19
Oct. 10	7 @Abilene Christian	61
Oct. 17	20 %Southwestern State	31
Oct. 24	13 @Central State College	32
Oct. 31	3 Northern Colorado	33
Nov. 7	21 !Northern Arizona	7
Nov. 14	7 @Eastern Montana	10
Nov. 21	18 New Mexico Highlands	23
	132	254

1971 (4-5-1) Coach: Jack Scott Independent

DATE	ENMU	OPP
Sep. 11	13 @Panhandle State	36
Sep. 18	6 @Sul Ross State	6
Oct. 2	14 %Texas Lutheran College	7
Oct. 9	0 Abilene Christian	16
Oct. 16	28 @Southwestern State	45
Oct. 23	31 Central State College	49
Oct. 30	10 @Northern Colorado	29
Nov. 6	37 @Missouri-Rolla	7
Nov. 13	30 !Eastern Montana College	6
Nov. 20	20 @New Mexico Highlands	18
	189	219

1972 (2-3) Coach: Jack Scott Independent

DATE	ENMU	OPP
Sep. 9	12 Panhandle State	0
Sep. 16	7 Arkansas State	39
Sep. 23	7 @Northwestern Oklahoma	23
Sep. 30	7 @Southern Colorado	35
Oct. 7	24 @Nebraska-Omaha	53
Oct. 14	0 %Southwestern Oklahoma	6
Oct. 21	7 @Central Oklahoma	28
Oct. 28	10 Abilene Christian	34
Nov. 4	6 !Northern Colorado	13
Nov. 11	14 @New Mexico Highlands	12
	94	243

1973 (6-4) Coach: Jack Scott Independent

DATE	ENMU	OPP
Sep. 8	3 @Panhandle State	7
Sep. 15	24 Sul Ross State College	16
Sep. 22	14 Northwestern State	7
Sep. 29	43 %Southern Colorado	15
Oct. 6	0 University of Nebraska	17
Oct. 13	7 @Southwestern State	10
Oct. 20	17 Central State College	14
Oct. 27	14 @Western New Mexico	11
Nov. 3	7 @Northern Colorado	37
Nov. 10	38 !Kansas St. Coll.-Pittsburg	3
	167	137

1974 (7-4) Coach: Jack Scott Independent

DATE	ENMU	OPP
Sep. 7	26 Panhandle State	3
Sep. 14	27 @Sul Ross	21
Sep. 28	29 @Southern Colorado	17
Oct. 5	14 %Fort Hays St. College	7
Oct. 12	14 @Cameron	27
Oct. 19	17 Southwestern Oklahoma	6
Oct. 26	0 @Central Oklahoma	7
Nov. 2	42 !East Central	14
Nov. 9	0 @New Mexico Highlands	10
Nov. 16	12 Northern Colorado	31
Nov. 23	41 Western New Mexico	28
	222	171

1975 (8-3) Coach: Jack Scott Independent

DATE	ENMU	OPP
Sep. 6	52 @Panhandle State	6
Sep. 13	21 Western New Mexico	3
Sep. 20	38 @Sul Ross	6
Sep. 27	28 %Southern Colorado	16
Oct. 4	20 @Fort Hays State	13
Oct. 11	11 Cameron	15
Oct. 18	18 @Southwestern	48
Oct. 25	19 Central Oklahoma	0
Nov. 1	22 @East Central Oklahoma	36
Nov. 8	33 !New Mexico Highlands	7
Nov. 15	16 @Northern Colorado	14
	278	164

1976 (7-3-1) Coach: Jack Scott Independent

DATE	ENMU	OPP
Sep. 4	33 Panhandle State	3
Sep. 11	27 @Western New Mexico	14
Sep. 18	40 Sul Ross State	19
Sep. 25	21 @New Mexico Highlands	0
Oct. 2	24 %Angelo State	38
Oct. 9	15 @Cameron University	14
Oct. 16	8 Southwestern Oklahoma	21
Oct. 23	20 @Central Oklahoma	23
Oct. 30	21 East Central Oklahoma	20
Nov. 6	17 @Southern Colorado	17
Nov. 13	14 !Northern Colorado	12
	240	181

20th winning season in Greyhound history

1977 (4-6) Coach: Jack Scott Independent

DATE	ENMU	OPP
Sep. 10	22 New Mexico Highlands	3
Sep. 17	0 @Angelo State	27
Sep. 24	3 %Howard Payne	20
Oct. 1	21 @Northern Colorado	28
Oct. 8	12 Cameron University	14
Oct. 15	0 @Southwestern Oklahoma	41
Oct. 22	20 !Central Oklahoma	24
Oct. 29	14 @East Central Oklahoma	7
Nov. 12	28 @Texas Lutheran	13
Nov. 19	49 Bishop College	7
	169	184

1978 (5-6) Coach: Dunny Goode Independent

DATE	ENMU	OPP
Sep. 2	42 Sul Ross	0
Sep. 9	7 @New Mexico Highlands	6
Sep. 16	0 Angelo State	42
Sep. 23	14 @Howard Payne	19
Oct. 7	20 @Northwestern Oklahoma	10
Oct. 14	14 %Southwestern Oklahoma	24
Oct. 21	14 @Central State (Okla.)	30
Oct. 28	14 Northern Colorado	13
Nov. 4	36 @Panhandle State	14
Nov. 11	0 !Texas Lutheran College	16
Nov. 18	6 Fort Hays State	14
	167	188

1979 (4-6) Coach: Dunny Goode Independent

DATE	ENMU	OPP
Sep. 8	50 New Mexico Highlands	0
Sep. 15	7 @Angelo State	21
Sep. 22	15 %Howard Payne	33
Sep. 28	17 @Northern Colorado	12
Oct. 6	38 !Northwestern Oklahoma	17
Oct. 13	6 @Southwestern OK St.	30
Oct. 20	0 Central State (Okla.)	20
Nov. 3	43 Panhandle State	18
Nov. 10	0 @Texas Lutheran College	7
Nov. 17	23 @Fort Hays State	30
	199	188

1980 (2-7-1) Coach: Dunny Goode Independent

DATE	ENMU	OPP
Sep. 13	16 @New Mexico Highlands	18
Sep. 20	7 %Angelo State	34
Sep. 27	0 @Howard Payne	0
Oct. 4	22 Northern Colorado	33
Oct. 11	10 !Southwestern Oklahoma	30
Oct. 18	28 @Western New Mexico	35
Oct. 25	24 Central State (Okla.)	6
Nov. 1	16 @Cameron University	34
Nov. 8	20 Western State (Colo.)	18
Nov. 15	7 Texas Lutheran College	14
	150	222

1981 (6-4) Coach: Dunny Goode Independent

DATE	ENMU	OPP
Sep. 12	13 New Mexico Highlands	7
Sep. 19	14 @Angelo State	35
Sep. 26	20 %Western New Mexico	3
Oct. 3	17 @Southern Colorado	20
Oct. 10	14 #@Southwestern Okla.	43
Oct. 17	30 Bishop College	9
Oct. 24	20 Central State (Okla.)	28
Oct. 31	28 @Western State (Colo.)	23
Nov. 7	26 #@Cameron University	28
Nov. 14	13 @Texas Lutheran College	14
	195	210

1982 (4-6) Coach: Dunny Goode Independent

DATE	ENMU	OPP
Sep. 4	19 @Adams State	17
Sep. 11	10 @New Mexico Highlands	17
Sep. 18	24 Fort Lewis	10
Sep. 25	8 @Western New Mexico	27
Oct. 2	10 Panhandle University	2
Oct. 9	7 %Southwestern Oklahoma	24
Oct. 16	6 @Bishop College	9
Oct. 23	12 @Central State (Okla.)	49
Oct. 30	21 !Western Colorado	7
Nov. 13	10 Texas Lutheran	14
	127	176

1983 (8-2-1) NAIA Playoffs Coach: Bill Kelly Independent

DATE	ENMU	OPP
Sep. 10	27 %New Mexico Highlands	0
Sep. 24	15 @Fort Lewis College	7
Oct. 1	42 !Western New Mexico	8
Oct. 8	38 @Southwestern Oklahoma	7
Oct. 15	48 Adams State College	14
Oct. 22	23 @Panhandle State	10
Oct. 29	21 @Tarleton State	6
Nov. 5	45 @Western Colorado	3
Nov. 12	10 @Texas Lutheran College	24
Nov. 19	28 Central State (Okla.)	28

NAIA Division I Playoffs

Dec. 3	9 @Mesa College	35
	306	142

Eastern scores a team-record 306 points and reaches the postseason

Greyhound Yearly Results

1984 (5-5) Coach: Bill Kelly Independent

DATE	ENMU	OPP
Sep. 8	14	Southwestern Oklahoma 10
Sep. 15	50	@East Central Univ. 46
Sep. 22	19	%Fort Lewis College 7
Sep. 29	17	@Angelo State Univ. 18
Oct. 6	70	!Southern Colorado 13
Oct. 13	12	@Cameron University 13
Oct. 20	30	East Texas State 40
Oct. 27	13	@Howard Payne 20
Nov. 10	42	Texas Lutheran College 7
Nov. 17	0	@Central State (Okla.) 27
	267	201

1985 (5-5, 3-2 LSC) Coach: Don Carthel Lone Star Conference

DATE	ENMU	OPP
Sep. 14	14	@Southwestern Oklahoma 25
Sep. 21	2	%East Central Oklahoma 25
Sep. 28	15	@Fort Lewis College 24
Oct. 5	27	!Texas Lutheran (OT) 24
Oct. 19	30	Cameron University 7
Oct. 26	38	*@East Texas State 51
Nov. 2	24	*Howard Payne 18
Nov. 9	23	*@Abilene Christian 9
Nov. 16	26	*Angelo State 24
Nov. 23	17	*@Texas A&I 21
	216	228

1986 (3-3, 3-3 LSC) Coach: Don Carthel Lone Star Conference

DATE	ENMU	OPP
Sep. 6	49	Western New Mexico 7
Sep. 13	30	@New Mexico Highlands 23
Sep. 20	38	@Fort Lewis College 15
Sep. 27	36	%Adams State College 12
Oct. 4	41	@Texas Lutheran College 13
Oct. 11	10	*!Abilene Christian 34
Oct. 18	14	*@Angelo State 35
Oct. 25	41	*Howard Payne 10
Nov. 1	21	*@East Texas State 6
Nov. 8	34	*Texas A&I 28
Nov. 15	3	*@West Texas State 50
	317	233

Eastern breaks scoring record with 317 points

1987 (9-2, 4-2 LSC) Coach: Don Carthel Lone Star Conference

DATE	ENMU	OPP
Sep. 5	33	@Western New Mexico 14
Sep. 12	37	New Mexico Highlands 34
Sep. 19	33	Fort Lewis College 13
Sep. 26	30	@Adams St. College 21
Oct. 3	34	!Texas Lutheran College 13
Oct. 10	17	*@Abilene Christian 13
Oct. 17	18	*Angelo State 0
Oct. 24	41	*@Central State (OK) 35
Oct. 31	34	%%East Texas State 12
Nov. 7	7	*@Texas A&I 30
Nov. 14	7	*West Texas State 29
	291	214

Eastern sets a new record for wins in a season, capturing nine victories

1988 (2-8, 0-6 LSC) Coach: Don Carthel Lone Star Conference

DATE	ENMU	OPP
Sep. 3	6	@Univ. of Montana 35
Sep. 10	30	@New Mexico Highlands 7
Sep. 24	50	@Fort Lewis College 17
Oct. 1	17	*!Abilene Christian 21
Oct. 8	18	*@Angelo State 49
Oct. 15	6	*Cameron University 15
Oct. 22	13	*@East Texas State 28
Oct. 29	18	%%Texas A&I 32
Nov. 5	15	*@West Texas State 34
Nov. 12	19	*Central State (Okla.) 35
	192	273

1989 (7-3, 5-2 LSC) Coach: Don Carthel Lone Star Conference

DATE	ENMU	OPP
Sep. 2	15	@Univ. of Montana 41
Sep. 9	33	New Mexico Highlands 9
Sep. 23	30	Fort Lewis College 14
Sep. 30	13	*@Abilene Christian 23
Oct. 7	30	*!Angelo State 20
Oct. 14	14	*@Cameron University 9
Oct. 21	45	%%East Texas State 28
Oct. 28	12	*@Texas A&I 27
Nov. 4	21	*West Texas State 17
Nov. 11	41	*@Central State (Okla.) 5
	254	193

1990 (6-4, 5-2 LSC) Coach: Don Carthel Lone Star Conference

DATE	ENMU	OPP
Sep. 8	13	@Cal State-Northridge 24
Sep. 15	0	Western New Mexico 7
Sep. 22	61	@New Mexico Highlands 21
Sep. 29	21	*!Abilene Christian 11
Oct. 6	15	*@Angelo State 14
Oct. 13	27	*Cameron University 0
Oct. 20	0	*@East Texas State 19
Oct. 27	12	%%Texas A&I 31
Nov. 3	32	*@West Texas State 0
Nov. 10	12	*Central State (Okla.) 7
	193	134

1991 (7-3-1, 5-1 LSC) Coach: Don Carthel Lone Star Conference LSC Champions

DATE	ENMU	OPP
Aug. 31	15	@Northern Arizona 22
Sep. 7	42	@Western New Mexico 10
Sep. 14	10	Cal State-Northridge 12
Sep. 28	36	New Mexico Highlands 6
Oct. 5	32	*@Abilene Christian 20
Oct. 12	13	*!Angelo State 12
Oct. 19	20	*@Cameron University 16
Oct. 26	17	*East Texas State 14
Nov. 2	20	*@Texas A&I 36
Nov. 9	20	%Nebraska-Kearney 20
Nov. 16	21	*@Central Oklahoma 12
	246	180

Hounds capture Lone Star Conference championship, are 15-5 in conference over three-year period

1992 (5-5, 3-3 LSC) Coach: Howard Stearns Lone Star Conference

DATE	ENMU	OPP
Sep. 5	9	@New Mexico Highlands 21
Sep. 12	14	@Western Colorado 57
Sep. 19	27	Western New Mexico 13
Oct. 3	30	*!Abilene Christian 6
Oct. 10	26	*@Angelo State 25
Oct. 17	45	*Cameron University 7
Oct. 24	21	*@East Texas State 30
Oct. 31	0	*Texas A&I 26
Nov. 7	56	*@West Texas State 0
Nov. 14	13	%%Central Oklahoma 35
	241	220

1993 (1-8-1, 1-4 LSC) Coach: Howard Stearns Lone Star Conference

DATE	ENMU	OPP
Sep. 4	10	New Mexico Highlands 15
Sep. 11	20	Western Colorado 24
Sep. 18	7	@Western New Mexico 37
Sep. 25	19	@Colo. School of Mines 19
Oct. 2	36	*@Abilene Christian 52
Oct. 9	0	*!Angelo State 28
Oct. 23	15	*East Texas State 0
Oct. 30	22	*@TAMU-Kingsville 54
Nov. 6	34	West Texas A&M 35
Nov. 13	7	*@Central Oklahoma 36
	170	300

1994 (6-4-1, 1-3-1 LSC) Coach: "Bud" Elliott Lone Star Conference

DATE	ENMU	OPP
Sep. 3	27	@New Mexico Highlands 26
Sep. 10	47	Fort Lewis 7
Sep. 17	28	Western New Mexico 24
Sep. 24	10	@Southern Utah 24
Oct. 1	20	*!Abilene Christian 9
Oct. 8	0	*@Angelo State 38
Oct. 15	10	Tarleton State 7
Oct. 22	7	*@East Texas State 23
Oct. 29	15	*TAMU-Kingsville 24
Nov. 5	48	@West Texas A&M 38
Nov. 12	13	*Central Oklahoma 13
	225	233

Eastern wins Wagon Wheel Game on the road, 48-38

1995 (6-4-1, 3-3-1 LSC) Coach: "Bud" Elliott Lone Star Conference

DATE	ENMU	OPP
Sep. 2	14	@Univ. of Montana 41
Sep. 9	27	@Fort Lewis College 17
Sep. 16	22	New Mexico Highlands 9
Sep. 23	9	@Western New Mexico 3
Sep. 30	17	*Abilene Christian 7
Oct. 7	10	*!Angelo State 10
Oct. 14	28	*@Tarleton State 7
Oct. 21	14	*East Texas State 28
Oct. 28	14	*@TAMU-Kingsville 33
Nov. 4	10	*West Texas A&M 7
Nov. 11	23	*@Central Oklahoma 33
	188	195

1996 (3-8, 2-5 LSC) Coach: "Bud" Elliott Lone Star Conference

DATE	ENMU	OPP
Aug. 29	13	@Stephen F. Austin 49
Sep. 7	6	@New Mexico Highlands 29
Sep. 14	17	Chadron State 20
Sep. 21	52	Western New Mexico 7
Oct. 5	6	*@Abilene Christian 25
Oct. 12	28	*@Angelo State 38
Oct. 19	24	*Tarleton State 17
Oct. 26	10	*@TAMU-Commerce 42
Nov. 2	13	*!TAMU-Kingsville 24
Nov. 9	31	*@West Texas A&M 21
Nov. 16	7	*Central Oklahoma 17
	207	289

Eastern wins third straight Wagon Wheel Game

1997 (5-6, 3-6 LSC) Coach: "Bud" Elliott Lone Star Conference

DATE	ENMU	OPP
Sep. 6	3	@Western New Mexico 0
Sep. 13	34	New Mexico Highlands 31
Sep. 20	21	*Southwestern Oklahoma 12
Sep. 27	7	*@SE Oklahoma 21
Oct. 4	7	*!Abilene Christian 40
Oct. 11	7	*Angelo State 16
Oct. 18	26	*@Tarleton State 20
Oct. 25	10	*TAMU-Commerce 9
Nov. 1	14	*@TAMU-Kingsville 56
Nov. 8	34	*West Texas A&M (OT) 35
Nov. 15	7	*@Midwestern State 24
	170	264

1998 (3-3, 6-3 LSC) Coach: "Bud" Elliott Lone Star Conference

DATE	ENMU	OPP
Sep. 5	62	Western New Mexico 3
Sep. 12	31	@New Mexico Highlands 30
Sep. 19	34	*@SW Oklahoma 6
Sep. 26	30	*!Southeastern Oklahoma 13
Oct. 3	35	*@Abilene Christian 21
Oct. 10	10	*@Angelo State 7
Oct. 17	42	*Tarleton State 7
Oct. 24	14	*@TAMU-Commerce 26
Oct. 31	14	*TAMU-Kingsville 28
Nov. 7	10	*@West Texas A&M 13
Nov. 14	21	*Midwestern State 18
	303	172

1999 (8-3, 6-3 LSC South) Coach: "Bud" Elliott Lone Star Conference LSC South Co-Champions

DATE	ENMU	OPP
Sep. 4	33	@Western New Mexico 13
Sep. 11	54	New Mexico Highlands 7
Sep. 18	23	*Ouachita Baptist 0
Sep. 25	20	*@NE State 14
Oct. 2	28	*!Abilene Christian 31
Oct. 9	19	*Angelo State 24
Oct. 16	27	*@Tarleton State 13
Oct. 23	21	*TAMU-Commerce 10
Oct. 30	7	*@TAMU-Kingsville 42
Nov. 6	24	*West Texas A&M 16
Nov. 13	38	*@Midwestern State 13
	294	183

Greyhound Yearly Results

2000 (6-4, 4-2 LSC South) Coach: "Bud" Elliott Lone Star Conference LSC South Co-Champions

DATE	ENMU	OPP	
Sep. 2	41	Western New Mexico	6
Sep. 9	22	@N. M. Highlands	30
Sep. 16	16	**Midwestern State	33
Sep. 23	21	**Central Oklahoma	16
Sep. 30	21	*Abilene Christian	23
Oct. 7	18	*@Angelo State	8
Oct. 14	34	*Tarleton State	27
Oct. 21	7	*@TAMU-Commerce	9
Oct. 28	35	*TAMU-Kingsville	7
Nov. 4	49	*@West Texas A&M	21
	264		180

2001 (6-4, 2-4 LSC South) Coach: "Bud" Elliott Lone Star Conference

DATE	ENMU	OPP	
Sep. 1	70	@Western N.M.	7
Sep. 8	37	N.M. Highlands	6
Sep. 15	36	**@Midwestern State	33
Sep. 22	57	**@Central Oklahoma	35
Sep. 29	21	*@Abilene Christian	35
Oct. 6	0	*!Angelo State	28
Oct. 13	14	*@Tarleton State	55
Oct. 20	28	*TAMU-Commerce	20
Oct. 27	14	*@TAMU-Kingsville	35
Nov. 3	41	*West Texas A&M	27
	318		281

2002 (8-3, 4-2 LSC South) Coach: "Bud" Elliott Lone Star Conference

DATE	ENMU	OPP	
Sep. 7	27	Western New Mexico	20
Sep. 14	70	@N.M. Highlands	28
Sep. 21	46	Northeastern State	14
Sep. 28	35	**@East Central	29
Oct. 5	19	*Abilene Christian	20
Oct. 12	23	*@Angelo State	14
Oct. 19	14	*!Midwestern State	28
Oct. 26	27	*@TAMU-Commerce	17
Nov. 2	37	*TAMU-Kingsville	34
Nov. 9	27	*@West Texas A&M	16
Nov. 16	14	**@SW Oklahoma	25
	339		245

Eastern wins fourth straight Wagon Wheel Game, and sets a new single-season record for points with 339

2003 (6-5, 2-4 LSC South) Coach: "Bud" Elliott Lone Star Conference

DATE	ENMU	OPP	
Sep. 6	18	@Adams State	17
Sep. 13	45	N.M. Highlands	14
Sep. 20	24	@Northeastern State	10
Sep. 27	32	**East Central	2
Oct. 4	14	*@Abilene Christian	24
Oct. 11	31	*!Angelo State	0
Oct. 18	14	*@Midwestern State	24
Oct. 25	10	*TAMU-Commerce	3
Nov. 1	26	*@TAMU-Kingsville	44
Nov. 8	23	*West Texas A&M	49
Nov. 15	14	**SW Oklahoma	17
	251		204

2004 (6-5, 4-2 LSC South) Coach: "Bud" Elliott Lone Star Conference

DATE	ENMU	OPP	
Aug. 28	31	Central Arkansas	38
Sep. 4	21	**@SE Oklahoma	45
Sep. 11	39	**SW Oklahoma	0
Sep. 18	14	**@East Central	33
Sep. 25	28	*Abilene Christian	21
Oct. 2	38	*@Angelo State	35
Oct. 9	21	*!West Texas A&M	20
Oct. 16	31	*@TAMU-Commerce	21
Oct. 23	22	*TAMU-Kingsville	29
Oct. 30	20	*@Midwestern State	34
Nov. 6	38	Western New Mexico	10
	303		286

Seventh straight winning season

2005 (5-6, 2-4 LSC South) Mark Ribaldo Lone Star Conference

DATE	ENMU	OPP	
Aug. 25	0	vs. Central Arkansas	51
Sep. 3	12	**SE Oklahoma	28
Sep. 10	28	**@ SW Oklahoma	0
Sep. 17	30	**East Central	13
Sep. 24	33	*@Abilene Christian	30
Oct. 1	38	*Angelo State	14
Oct. 8	51	*@!#16 W Texas A&M	52 OT
Oct. 15	27	*#22 Tarleton State	34
Oct. 22	14	*@#21 TAMU-Kingsville	26
Oct. 29	27	*Midwestern State	62
Nov. 5	47	Western New Mexico	20
	307		330

2006 (3-7, 1-5 LSC South) Mark Ribaldo Lone Star Conference

DATE	ENMU	OPP	
Sept. 7	7	@Northeastern State	42
Sept. 16	24	**@East Central	15
Sept. 23	16	**Central Oklahoma	19
Sept. 30	0	*#25 Abilene Christian	21
Oct. 7	7	*@Angelo State	17
Oct. 14	14	*#6 West Texas A&M	21
Oct. 21	0	*@ Tarleton State	48
Oct. 28	37	*TAMU-Kingsville	14
Nov. 4	19	*@#23 Midwestern State	29
Nov. 11	63	Okla. Panhandle State	14
	187		240

2007 (5-6, 0-6 LSC South) Mark Ribaldo Lone Star Conference

DATE	ENMU	OPP	
Aug. 25	63	@Bacone College	20
Sept. 6	14	**Northeastern State	10
Sept. 15	49	**East Central	13
Sept. 22	21	**Central Oklahoma	7
Sept. 29	20	*@#17 Abilene Christian	45
Oct. 6	21	*!Angelo State	28 2-OT
Oct. 13	31	*@ #10 West Texas A&M	62
Oct. 20	10	*#10 Tarleton State	40
Oct. 27	35	*@#Texas A&M-Kingsville	38
Nov. 3	7	*#21 Midwestern State	63
Nov. 10	52	Okla. Panhandle State	0
	323		326

2008 (2-9, 0-6 LSC South) Mark Ribaldo Lone Star Conference

DATE	ENMU	OPP	
Aug. 30	9	@Southern Nazarene	16
Sept. 6	37	**SW Oklahoma St.	24
Sept. 13	14	**@SE Oklahoma St.	29
Sept. 20	14	**@TAMU-Commerce	38
Sept. 27	11	*#4 Abilene Christian	56
Oct. 4	13	*@Angelo State	25
Oct. 11	27	*West Texas A&M	51
Oct. 18	21	*#17 Tarleton State	42
Oct. 25	32	*#Texas A&M-Kingsville	35
Nov. 1	16	*@Midwestern State	59
Nov. 8	59	Okla. Panhandle State	13
	253		388

Greyhounds first season in spread offense

2009 (2-9, 0-6 LSC South) Mark Ribaldo Lone Star Conference

DATE	ENMU	OPP	
Aug. 29	23	@CSU-Pueblo	28
Sept. 5	45	**@SW Oklahoma St.	7
Sept. 12	47	**SE Oklahoma St.	49
Sept. 19	76	**TAMU-Commerce	56
Sept. 26	33	*#2 Abilene Christian	44
Oct. 3	23	*!Angelo State	47
Oct. 10	24	*@West Texas A&M	34
Oct. 17	20	*#13 Tarleton State	30
Oct. 24	31	*@#13 TAMU-Kingsville	38
Oct. 31	17	*#13Midwestern State	50
Nov. 7	35	Incarnate Word	30
	374		413

Greyhounds Lead NCAA in passing, set new team records for scoring and points in a game

2010 (5-6, 3-3 LSC North) Mark Ribaldo Lone Star Conference

DATE	ENMU	OPP	
Aug. 28	59	Southern Nazarene	21
Sept. 4	38	**@Angelo State	41
Sept. 11	17	**Midwestern State	44
Sept. 25	44	*TAMU-Commerce	21
Oct. 2	10	*@Southwestern Okla.	21
Oct. 9	49	*Central Oklahoma	31
Oct. 16	19	*@East Central	22
Oct. 23	14	**Abilene Christian	53
Oct. 30	55	*Southeastern Okla.	20
Nov. 6	40	*@Northeastern State	43 OT
Nov. 13	35	**@Tarleton State	10
	380		327

2011 (2-9, 1-7 LSC) Mark Ribaldo Lone Star Conference

DATE	ENMU	OPP	
Sept. 3	36	NM Highlands	43 OT
Sept. 10	28	*@Incarnate Word	41
Sept. 17	28	@Oklahoma Panhandle	19
Sept. 24	28	*Tarleton State	34
Oct. 1	23	*@Angelo State	21
Oct. 8	7	*Abilene Christian	36
Oct. 15	20	@Northwest Missouri	62
Oct. 22	21	*@West Texas A&M	57
Oct. 29	34	*Midwestern State	57
Nov. 5	28	*@Texas A&M-Commerce	60
Nov. 12	10	*Texas A&M-Kingsville	23
	263		451

2011 (2-9, 1-7 LSC) Mark Ribaldo Lone Star Conference

DATE	ENMU	OPP	
Sep. 3	36	New Mexico Highlands	43-OT
Sep. 10	28	*@Incarnate Word	41
Sep. 17	28	@Oklahoma Panhandle	19
Oct. 24	28	*Tarleton State	34
Oct. 1	23	*@Angelo State	21
Oct. 8	7	*Abilene Christian	36
Oct. 15	20	@NW Missouri State	65
Oct. 22	21	*@West Texas A&M	57
Oct. 29	34	Midwestern State	52
Nov. 5	28	*@A&M-Commerce	60
Nov. 12	10	*TAMU-Kingsville	23
	263		451



In 2004, Corey White took the opening kickoff of the second half against Southwestern Oklahoma State, 100 yards for a score, tying an NCAA record. The Hounds went on to win that game 39-0. Eastern has four 100-yard kickoff returns in their history.



Derrick Hunter sprints down the sideline at West Texas A&M in 2005. Hunter holds a number of the Greyhounds receiving records, and concluded his ENMU career in 2005.



Steve Hinson played from 2001-2004 and was one of the top passers and kick returners in recent history for the Greyhounds

Greyhound Records



ENMU Individual Records

Greyhound Football 2011

*Burning Up
The Gridiron!*

Rushing

Carries

Season 292 Tom Manley, 1974

Yards

Game 294 Heath Ridenour, vs. TAMU-Kingsville, Nov. 2, 2002

Season 1,468 Michael Benton, 2007

Career 4,202 Tom Manley, 1973-76

Touchdowns

Game 5 Charlie Painter, vs. Western N.M., Oct. 27, 1951

5 Dennis Beard vs. West Texas A&M, Nov. 4, 2000

Season 18 Michael Benton, 2007

Average Per Carry

Season 7.3 Russell Tatum, 1975 (90 carries, 650 yards)- min. 90 carries

Average Per Game

Season 131.0 Tom Manley, 1974 (11 games, 1,441 yards)

Passing

Completions

Game *64 JJ Harp, vs. SE Oklahoma St., Sept. 12, 2009

Season 404 J.J. Harp, 2009

Career 673 Wesley Wood, 2009-11

Attempts

Game *94 JJ Harp, vs. SE Oklahoma St., Sept. 12, 2009

Season 647 J.J. Harp, 2009

Career 1,081 Wesley Wood, 2009-11

Yards

Game **695 JJ Harp, vs. SE Oklahoma St., Sept. 12, 2009

Season 4,373 J.J. Harp, 2009

Career 6,601 Kevin Kott, 1983-84

Touchdowns

Game 8 Kevin Kott, vs. Southern Colorado, Oct. 6, 1984

Season 31 J.J. Harp, 2009

Career 58 Kevin Kott, 1983-84

Percentage

Game 84.6% Benjy Dial, vs. Central State (11-13), Oct. 2, 1964

Season 64.9% Wesley Wood (214-333), 2011

Career 62.3 Wesley Wood, 2009-11 (567-929)

Receiving

Catches

Game 14 Darian Dale, vs. SE Oklahoma St., Sept. 12, 2009

Season 86 Jesse Poku, 2010

Career 263 Darian Dale, 2008-2011

Yards

Game 234 Barry Coffman, vs. NW Oklahoma, Nov. 15, 1969

Season 1,384 Steve Jackson, 1983

Career 2,743 Darian Dale, 2008-2011

Touchdowns

Season 14 Steve Jackson, 1983; Derrick Harden, 1985

Career 26 Jesse Poku, 2007-2010

Total Offense

Yards

Game **681 JJ Harp, vs. SE Oklahoma St., Sept. 12, 2009

Season 4,367 JJ Harp, 2009

Career 7,184 Wesley Wood, 2009-11

First Downs *47 vs. SE Oklahoma St., Sept. 12, 2009

Punting

Average

Game 63.0 Ken Willis, vs. Adams State, Oct. 15, 1949

Season 44.1 Mark Montoya, 1987

Fewest Blocked (Min. 30 punts)

Season 0 Steven Todd, 2003 (53 punts)

Consecutive Punts Without a Block

Career 90 Steven Todd, 2003-04

Punt Returns

Yards

Season 334 Robert Briggs, 1986

Career 688 Charlie Ragle, 1994-97

Average

Season 16.6 Tim Hamett, 2007 (15 for 249) - Min. 15 Returns

Kickoff Returns

Yards

Career 1,841 Arvin Jackson, 2009-2011

Average

Season 35.1 Rufus Smith, 1985

Scoring

Points

Game 36 Charlie Painter, vs. Western N.M., Oct. 27, 1951

Season 108 Michael Benton, 2007

Touchdowns

Game 5 Charlie Painter, vs. Western N.M., Oct. 27, 1951

5 Dennis Beard vs. West Texas A&M, Nov. 4, 2000

Season 18 Michael Benton, 2007

Field Goals

Game **6 Taylor Cannon, vs. SE Okla., Oct. 12, 2009

Season 16 Bob Gilbreath, 1987

Career 50 Bob Gilbreath, 1986-89

Tackles

Number

Season 155 Michael Walton, 1997

Career 515 Michael Walton, 1996-99

Interceptions

Number

Season 13 Ron Holcomb, 1952

* NCAA Record

** NCAA DivisionII Record

Greyhound Records

Rushing

Yards

Game 512 at Bacone College, Aug. 25, 2007
Season 3,444 2007

Passing

Yards

Game **695 vs Southeastern Oklahoma State, Sept. 12, 2009
Season 3,792 1983

Total Offense

Yards

Game 767 vs Southeastern Oklahoma State, Sept. 12, 2009
Season 5,042 2009

Scoring

Points

Game 76 vs. Texas A&M-Commerce, Sept. 19, 2009
Season 374 2009 (11 games)
318 2001 (10 games)

Penalties

Most Yards

Game 210 vs. N.M. Highlands (27 penalties), Sept. 13, 1986
Season 1,211 1983 (114 penalties)

Fewest Yards

Game 5 vs. Western New Mexico, Oct. 12, 1963
5 vs. Colorado State, Sept. 29, 1957
Season 402 1997

Most Opponent Yards

Game 239 vs. Midwestern State, Nov. 14, 1998 (21 penalties)

Fewest Opponent Yards

Game 0 vs. Angelo State, Oct. 11, 2003 (0 penalties)

Most Combined Yards

Game 353 ENMU (114) vs. Midwestern State (239),
Nov. 14, 1998 (32 penalties)

Most Combined Penalties

Game 38 ENMU (13) vs. N.M. Highlands (25),
Sept. 3, 2011 (346 yards)

Kicking

Most Field Goals

Game **6 (Tie) vs Southeastern Oklahoma State, Sept. 12, 2009
Season 16 1987

Rushing Defense

Fewest Yards Allowed

Game -50 at Oklahoma Panhandle, Nov. 10, 2007 (31 carries)
Season 1,013 1990

Passing Defense

Fewest Completions Allowed

Game 0 vs. Western New Mexico, Nov. 7, 1993
0 vs. Colorado Western, Oct. 20, 1962
0 vs. Texas A&M-Kingsville, Oct. 30, 1999

Fewest Yards Allowed

Season 534 1956

Total Defense

Fewest Yards Allowed

Game 65 vs. West Texas, Nov. 7, 1992
Season 1,942 1962

Scoring Defense

Fewest Points Allowed

Season 77 1951

Interceptions

Most By ENMU Defense

Season 23 1987

ENMU's Most ...

Victories in a Season

9, 1987 (9-2-0) and 1957 (9-0-1)

Games Without a Loss

11, Nov., 1956 - Nov., 1957 (10-0-1)

Consecutive Losses

7, Oct. 11, 1988 - Nov. 12, 1988

Shutouts in a Season

6, 1934 (Defense shut out opponent)

Consecutive Shutouts

4, 1937 (Defense shut out opponent)

ENMU'S Longest ...

Running Play

99 yards J.T. Thompson, vs. East Central, Sept. 15, 2007

Pass Reception

97 yards Michael Matthews from Wes Wood, at ASU, Oct. 1, 2011

Field Goal

53 yards Rosli Hussein, vs. East Texas State, Oct. 26, 1985

53 yards Rosli Hussein, vs. SW Oklahoma, Oct. 8, 1983

Punt

85 yards Ken Willis, vs. Adams State, Oct. 15, 1949

Punt Return

94 yards Joe Wood vs. Air Force Academy, Oct. 27, 1956

Kickoff Return*

100 yards Corey White, vs. SW Oklahoma, Sept. 11, 2004

100 yards Darrell Whitaker, vs. N.M. Highlands, Sept. 3, 1994

100 yards Billy Ray Thompson, vs. Western St., Sept. 12, 1993

100 yards Rufus Smith, vs. Howard Payne, Nov. 2, 1985

Interception Return*

100 yards Tonmar Johnson vs. Midwestern State, Nov. 13, 1999

100 yards Justin Hibbler vs. TAMU-Kingsville, Oct. 28, 2000

Blocked FG Return

80 yards Tonmar Johnson, vs. West Texas A&M, Nov. 6, 1999

Comeback for a Victory

32 points 46-14 in 3rd qtr. at East Central (50-46 win), Sept. 15, 1984

* Tied NCAA National Record and LSC Record

In 1999, Tonmar Johnson scored on a 100-yard interception return against Midwestern State with 0:17 left in the first half. In 2000, Justin Hibbler intercepted a pass against TAMU-Kingsville and returned it 100 yards for a touchdown on the final play of the first half. In each case, the interception return gave ENMU a 28-7 halftime lead. ENMU went on to defeat Midwestern State, 38-13, and TAMU-Kingsville, 35-7.